



Tymetal Corp.

**2150**

**Pedestrian Swing Gate Series**



**...Increase Safety**

**...Reduce Injuries**

**...Eliminate Vandalism**

**...Minimize Maintenance**

**TYMETAL CORP.**

A FORT MILLER GROUP COMPANY

Greenwich, NY  
Pearland, TX

[WWW.TYMETAL.COM](http://WWW.TYMETAL.COM)

1-800-328-4283  
Fax 1-518-692-9404

## Correctional Series – 2150 Pedestrian Swing Gate Systems

The Tymetal 2150 Pedestrian Swing Gate is a **Safe, Fully Assembled** and **Easy to Install** system that is available with a variety of options.

### Safety:

UL 325 guidelines require a separate entrance for all pedestrian access. Do not take on the liability associated with allowing people to enter through a vehicle slide gate entrance. The 2150 Swing Gate provides safe and secure movement of pedestrian traffic.

### Fully assembled:

The system ships fully assembled from the factory and is virtually maintenance free!

### Easy to install:

Requires minimal amount of labor for installation – saving you time and money!

### Options:

Choose from several designs including chain link, welded wire or powder coated ornamental with your choice of locking device (electro-mechanical lock, panic bar, mag-lock, or pad lock).



## System Features



Electro-mechanical Lock\*

\*Optional



Door Closer\*



Hinge

# Commercial Series

## 2150 Series with Electro-Mechanical Lock

### 2150 Design Concept: (Isolated Gate):

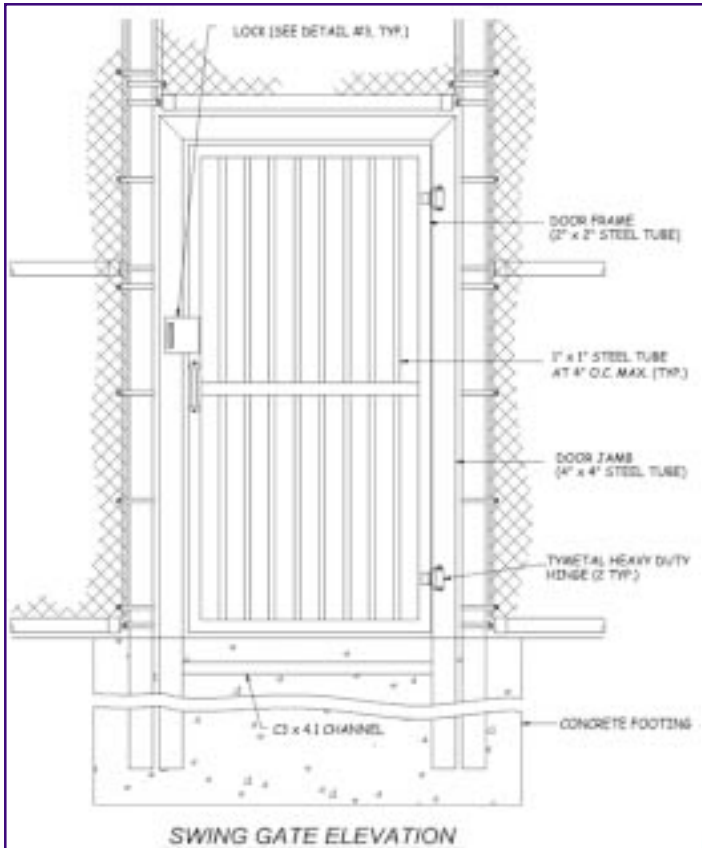
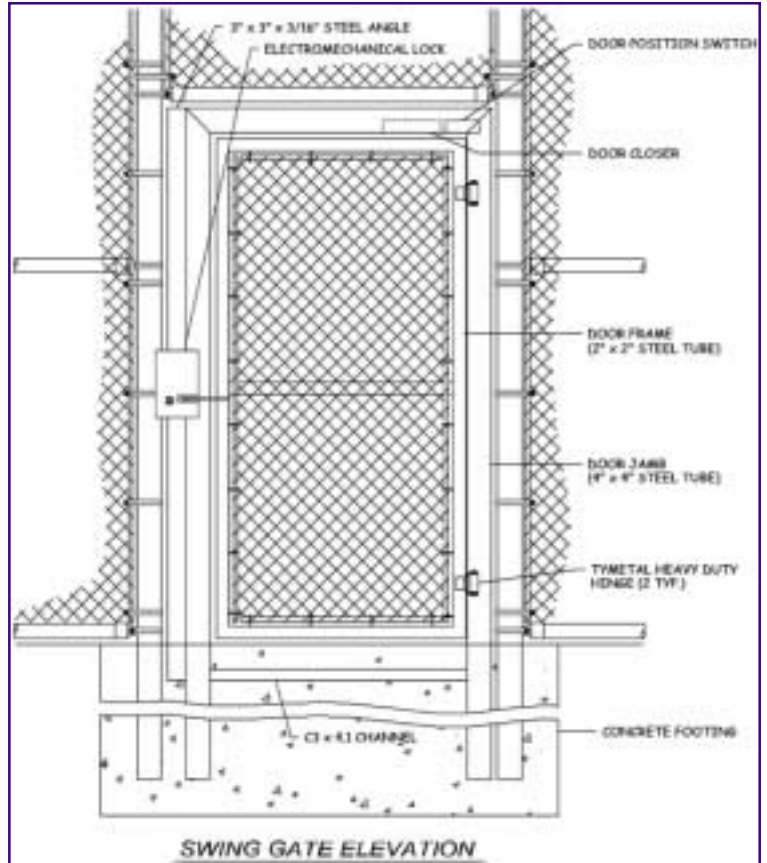
This design features a gate that is isolated from the fence line and commonly used when perimeter fence alarm systems are employed.

### Consistent Alignment:

The complete system ensures proper lock alignment and consistent gate travel.

### Vandal Proof:

Virtually indestructible, provides superior resistance to tampering.



### Padlocking

The door handle and padlock combination shown in the illustration (left) and photo (right) may be applied in lieu of an electromechanical lock or Mag-Lock.



## 2150 Series

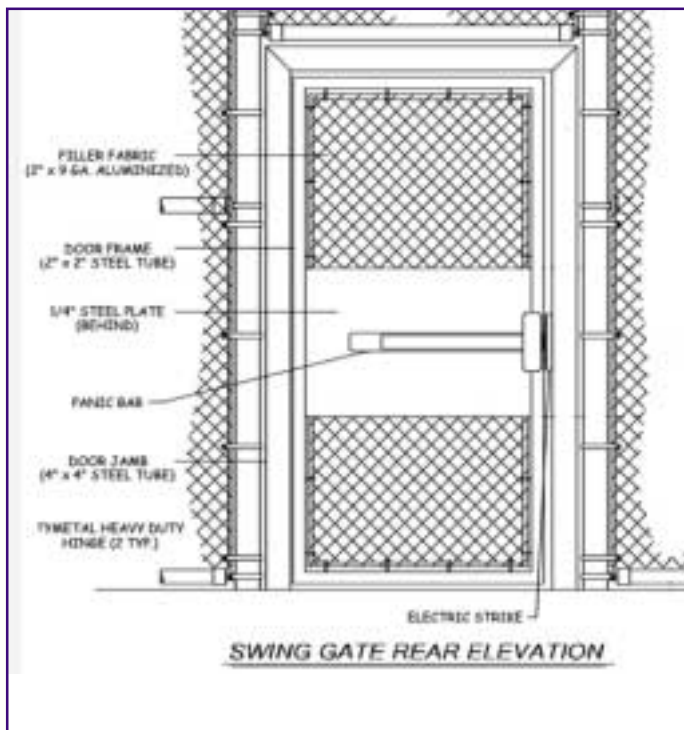
### Aesthetics

The ornamental pedestrian swing gate system provides security and pedestrian access with an aesthetically pleasing appeal.

### Coating Options

You may powder coat this gate in the color of your choice and pair it with your preferred locking mechanism.

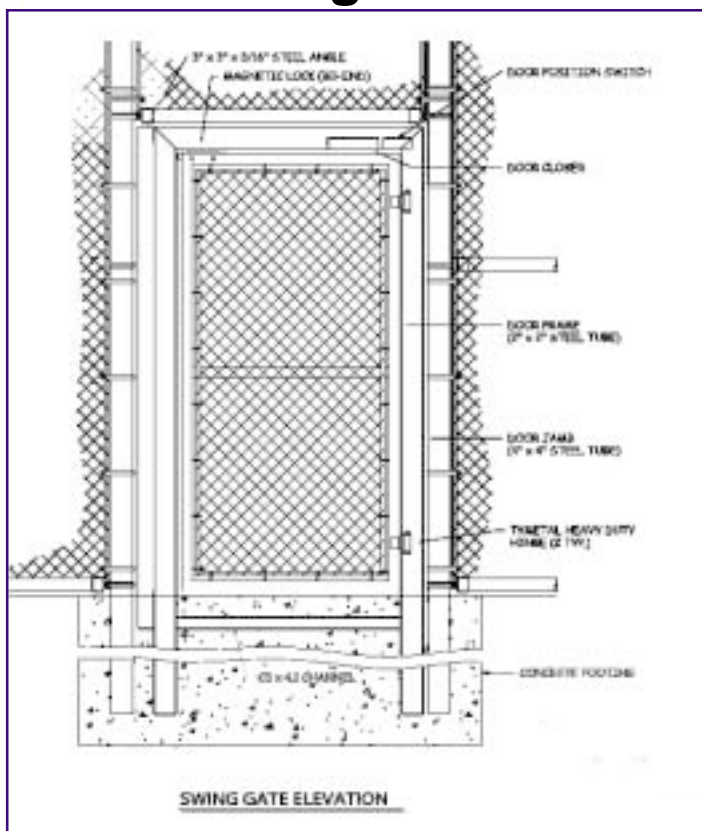
## 2150 Pedestrian Swing Gate with Panic Bar



### Panic Bar Model - 2SES-1 or 21ES-1

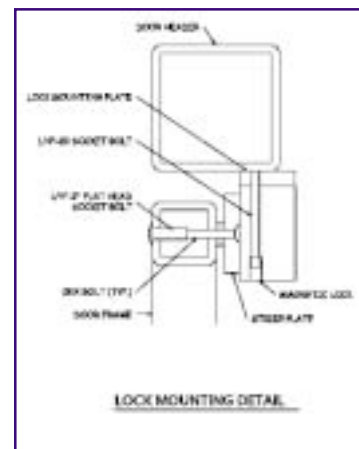
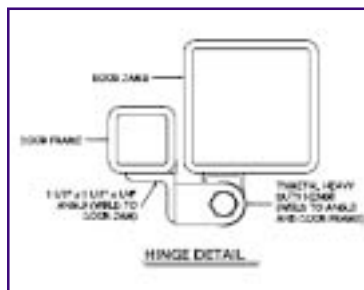
This model is equipped with a tamper-resistant manual release **panic bar**. This is an ideal option for any facility that must have an emergency exit. A manual press of the panic bar automatically unlocks and opens the gate. The gate will remain open for emergency employee/pedestrian exit until it is closed and the locking mechanism is reactivated.

## 2150 Pedestrian Swing Gate with Mag-Lock



### 25ML-2-Model Pedestrian Swing Gate with Mag-Lock

This system features a fully assembled swing gate with **mag-lock**. This lock may be wired to the building fire alarm. When the fire alarm is activated the mag-lock will automatically release allowing free access for employee and pedestrian traffic. This is an ideal system for hazardous industries facing possible high risk/high security situations in which quick emergency exit is critical. Some applications include nuclear sites, chemical facilities and power plants.



Commercial Series