



PREFABRICATED STEEL BRIDGES



The prefabricated steel truss is the versatile answer to bridges. Spanning over 200 feet or simply crossing a creek, with multiple truss, deck, and railing options, prefabricated bridges can be designed for pedestrians, golf carts, snowmobiles, even large trucks.

Being shop fabricated, quality control is maintained at our AISC certified facilities. The bridge is unloaded and set directly in place.




- Custom designed by registered professional engineers.
- AISC certified fabrication facilities and AWS certified welders.
- Nationwide delivery.
- Installation in one day.
- Maintenance-free weathering steel or painted finish available.
- Many truss styles: Pratt, Bowstring, Warren, etc.
- Treated timber, tropical hard wood, asphalt or concrete decking.



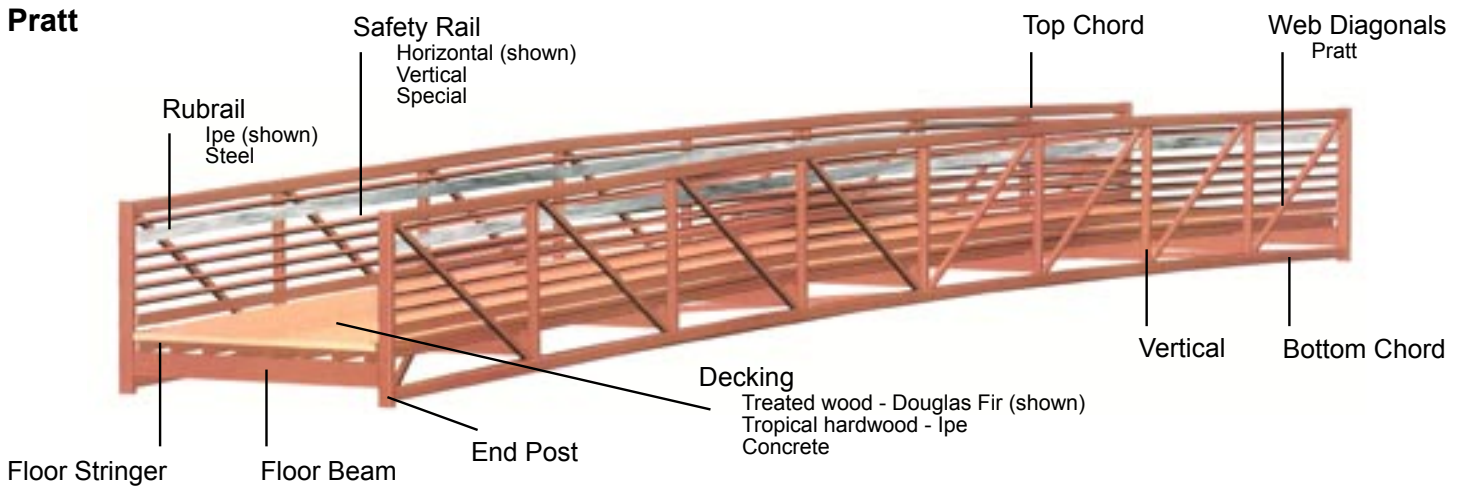
Wheeler's staff employs the latest in design, drafting, and fabrication technologies. From foundation design to railing details, we have an eye on your successful project.

Wheeler

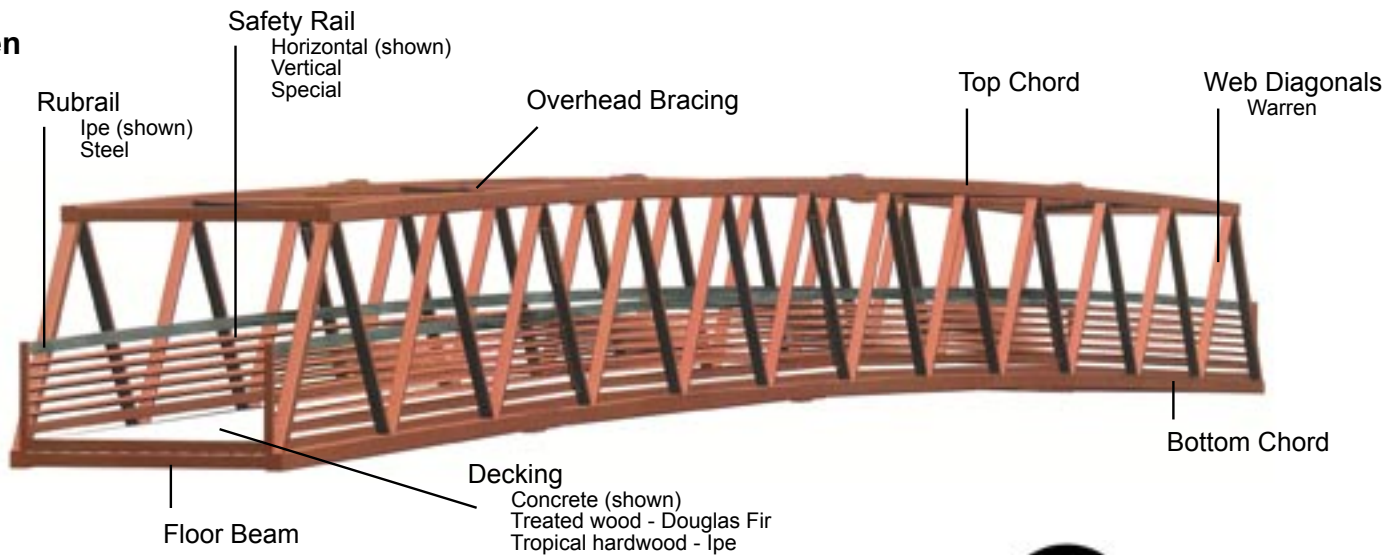
Bowstring



Pratt



Warren



Spans: 20' - 225'



Wheeler Lumber, LLC

9330 James Avenue South Bloomington, MN 55431

Ph: (952)929-7854 or (800)328-3986 Fx: (952)929-2909 Email: info@wheeler-con.com Web: www.wheeler-con.com