

ICC-ES Evaluation Report

ESR-1365*

Reissued April 1, 2010

This report is subject to re-examination in one year.

www.icc-es.org | (800) 423-6587 | (562) 699-0543

A Subsidiary of the International Code Council®

DIVISION: 06—WOOD AND PLASTICS
Section: 06080—Factory-Applied Wood Coatings
Section: 06160—Sheathing

REPORT HOLDER:

BARRIER TECHNOLOGY CORPORATION
 510 4TH STREET NORTH
 WATKINS, MINNESOTA 55389
 (320) 764-5797
www.intlbarrier.com

EVALUATION SUBJECT:

**BLAZEGUARD® FIRE-RATED SHEATHING AND
 BLAZEGUARD® FR DECK PANELS**

ADDITIONAL LISTEE:

LOUISIANA-PACIFIC CORPORATION
 414 UNION STREET, SUITE 2000
 NASHVILLE, TENNESSEE 37219
**PRODUCT NAME: LP® FLAMEBLOCK™ FIRE-RATED
 OSB SHEATHING**

1.0 EVALUATION SCOPE
Compliance with the following codes:

- 2009 *International Building Code*® (IBC)
- 2009 *International Residential Code*® (IRC)

Properties evaluated:

- Surface-burning characteristics
- Durability
- Thermal barrier
- Component of fire-resistance-rated assemblies
- Component of roof covering classified assemblies

2.0 USES

Blazeguard® Fire-Rated Sheathing or LP® FlameBlock™ Fire-Rated OSB Sheathing is used as a roof sheathing, a wall sheathing, an interior finish, a thermal barrier and a component of a fire-resistance-rated assembly. Blazeguard® FR Deck Panel is used as a component of a fire-classified roof covering assembly.

3.0 DESCRIPTION
3.1 General:

The product is a composite panel consisting of a layer of Pyrotite—an inert, inorganic fire-shield—factory-applied to either plywood or oriented strand board (OSB) complying,

respectively, with US DOC PS1 or US DOC PS2. Pyrotite is applied to one or both faces of the plywood or OSB, either adhesively, mechanically or through direct application, as described in Section 3.2.

The panels are available in sizes from 4 feet by 8 feet (1219 mm by 2438 mm) up to 8 feet by 24 feet (2438 mm by 7315 mm), and in nominal thicknesses of ³/₈ inch (9.5 mm), ⁷/₁₆ inch (11.11 mm), ¹⁵/₃₂ inch (12 mm), ¹/₂ inch (12.7 mm), ⁵/₈ inch (15.9 mm) and ³/₄ inch (19 mm).

3.2 Methods of Applying Fire Shield:

3.2.1 Adhesive Method: A laminate of the appropriate thickness (see product descriptions in Section 3.3) is produced by applying a combination of Pyrotite slurry and fiberglass mat over a sheet of mylar plastic. The fiberglass mat must have a minimum tensile strength in the MD of 30 psi (206 kPa), and a minimum basis weight of 1.6 pounds per 100 square feet (0.73 kg per 9.29 m²) for 0.045-inch (1.1 mm) Pyrotite thickness and 1.80 pounds per 100 square feet (0.82 kg per 9.29 m²) for 0.060-inch (1.5 mm) Pyrotite thickness. The material is rolled with an aluminum fiberglass roller sized to ensure appropriate thickness and penetration of the fiberglass. The slurry/fiberglass mixture is then heated and allowed to cure into a hardened laminate. The laminate, once cured, is separated from the plastic sheet and trimmed to size.

The adhesive, Isoset® WD3-A322 crosslinked with CX-47, manufactured by Ashland Specialty Chemical Company is roller- or spray-applied to the surface of a selected substrate material following the guidelines and instructions of the adhesive manufacturer. The cured and trimmed Pyrotite laminate is then placed over the substrate material and placed in a press for a predetermined temperature and pressure (the temperature/pressure formula will vary slightly based on the approved adhesive) until the adhesive is appropriately hardened.

3.2.2 Mechanically Applied Method: A laminate is prepared as described in Section 3.2.1. The cured and trimmed Pyrotite laminate is placed over the substrate material and attached by mechanically nailing or stapling through the Pyrotite laminate into the substrate with ³/₈-inch (9.53 mm) staples or nails. Care is taken to ensure the staples or nails do not protrude through the opposite side of the substrate. The nails/staples are spaced a maximum of every 6 inches (152.4 mm) along the perimeter of the panel and at a maximum of every 12 inches (304.8 mm) over the entire field of the panel.

3.2.3 Direct Application: The Pyrotite material is applied by spray application or by applying the Pyrotite slurry through other means (e.g., roll coating or curtain coating) upon the surface of an approved substrate. The Pyrotite

*Corrected June 2010

slurry is allowed to cure prior to stacking. Excess material is trimmed from the panel edges. The thickness is determined by selected substrate and product type (see Section 3.3).

3.3 Product Numbers, Names and Descriptions:

3.3.1 15382-1: Blazeguard® Fire-Rated Sheathing—Adhesively or Mechanically Applied on Plywood: A fire-rated sheathing panel with a minimum Pyrotite thickness of 0.045 inch (1.1 mm), applied by adhesive or mechanical process to a minimum $\frac{3}{8}$ -inch-thick (9.5 mm) plywood substrate. The finished panel has a minimum average coating weight of 0.57 lb/ft² (2.78 kg/m²).

3.3.2 15382-2: Blazeguard® Fire-Rated Sheathing—Adhesively or Mechanically Applied on Oriented Strand Board (OSB): A fire-rated sheathing panel with a minimum Pyrotite thickness of 0.060 inch (1.5 mm) applied by adhesive or mechanical process to a minimum nominally $\frac{7}{16}$ -inch-thick (11.11 mm) OSB substrate. The finished panel has a minimum average coating weight of 0.60 lb/ft² (2.93 kg/m²).

3.3.3 15382-3: Blazeguard® Fire-Rated Sheathing—Directly Applied on Plywood: A fire-rated sheathing panel with a minimum Pyrotite thickness of 0.045 inch (1.1 mm) applied by direct process to a minimum $\frac{3}{8}$ -inch-thick (9.5 mm) plywood substrate. The finished panel has a minimum average coating weight of 0.57 lb/ft² (2.78 kg/m²).

3.3.4 15382-4: Blazeguard® Fire-Rated Sheathing—Directly Applied on Oriented Strand Board (OSB): A fire-rated sheathing panel with a minimum Pyrotite thickness of 0.060 inch (1.5 mm) applied by direct process to a minimum nominally $\frac{7}{16}$ -inch-thick (11.11 mm) OSB substrate. The finished panel has a minimum average coating weight of 0.60 lb/ft² (2.93 kg/m²). The sheathing is also marketed under the product name LP® FlameBlock™ Fire-Rated OSB Sheathing. See Section 3.3.7.

3.3.5 15382-5: Blazeguard® FR Deck Panel A—Directly Applied on Plywood or Oriented Strand Board (OSB): A fire-rated sheathing panel with a minimum Pyrotite thickness of 0.080 inch (2.03 mm) directly applied to a minimum nominally $\frac{15}{32}$ -inch-thick (11.91 mm) plywood or a minimum nominally $\frac{7}{16}$ -inch-thick (11.11 mm) OSB substrate. The minimum average coating weight of the finished panel is 0.66 lb/ft² (3.22 kg/m²). The edges are coated with Blazeguard® Fire-retardant Paint.

3.3.6 15382-6: Blazeguard® FR Deck Panel C—Directly Applied on Plywood or Oriented Strand Board (OSB): A fire-rated sheathing panel with a minimum Pyrotite thickness of 0.04 inch (1.02 mm) directly applied to a minimum nominally $\frac{15}{32}$ -inch-thick (11.91 mm) plywood or nominally $\frac{7}{16}$ -inch-thick (11.11 mm) OSB substrate. The minimum average coating weight of the finished panel is 0.22 lb/ft² (1.07 kg/m²).

3.3.7 15382-7: LP® FlameBlock™ Fire-Rated OSB Sheathing—Directly Applied on Oriented Strand Board (OSB): A fire-rated sheathing panel with a minimum Pyrotite thickness of 0.060 inch (1.5 mm) applied by direct process to a minimum nominally $\frac{7}{16}$ -inch-thick (11.11 mm) OSB substrate. The finished panel has a minimum average coating weight of 0.60 lb/ft² (2.93 kg/m²).

4.0 INSTALLATION

4.1 General:

The panels must be installed in accordance with the manufacturer's published literature and the requirements for wood structural panels in Chapter 23 of the IBC, or Sections R604 and R803.2 of the IRC.

The manufacturer's published installation instructions and this report must be strictly adhered to, and a copy of the instructions must be available at all times on the jobsite during installation.

If there are any conflicts between the manufacturer's instructions and this report, this report governs.

4.2 Applications:

The panels must be installed in the following applications:

- Roof sheathing on buildings of Type III, IV and V construction for a distance of 4 feet (1220 mm) on both sides of a fire wall to provide continuity [IBC Section 706.6, Exception 4.3, and IRC Section R302.2.2(2) Exception]. The panels must be installed with the Pyrotite laminate facing the interior of the building.
- Exterior walls and roof sheathing on buildings of Type I and II construction, as described in IBC Section 603.1 (25.2 and 25.3). The Pyrotite laminate must be laminated to both sides of the panels.
- Class A interior finish material for walls and ceilings of Type V construction (IBC Section 803). The panels must be installed with the Pyrotite laminate facing the interior of the building.
- Thermal barrier for separating foam plastic insulation from the interior of a building (IBC Section 2603.4). The panels must be installed with the Pyrotite laminate facing the interior of the building.
- Component of fire-resistance-rated construction (IBC Section 703). Refer to assemblies described in Section 4.3 of this report for orientation of the Pyrotite laminate.
- Component of fire-classified roof covering assemblies (IBC Section 1505.1). Refer to Section 4.4 of this report for orientation of the Pyrotite laminate.

4.3 Fire-resistance-rated Wall Assemblies:

4.3.1 One-hour Exterior Wall Assembly—Wood Stud Limited Load Bearing Wall—Interior Fire Exposure:

The wall assembly must be constructed of nominally 2-inch-by-4-inch, No. 1 grade, Douglas fir-larch (G = 0.50) wood studs spaced 16 inches (406 mm) on center, with two top plates and one bottom plate and horizontal cross-bracing at mid-height of the wall. The interior fire side of the wall must be covered with one layer of $\frac{5}{8}$ -inch-thick (15.88 mm), 4-foot-by-10-foot (1.2 m by 3 m), Type X gypsum wallboard, applied vertically with horizontal joints blocked, and fastened with 6d, cement-coated, $1\frac{7}{8}$ -inch-long (47.63 mm), cup-head drywall nails with 0.0915-inch (2.32 mm) shank diameters and $\frac{1}{4}$ -inch (6.35 mm) head diameters, spaced 7 inches (178 mm) on center along all studs and plates. The exposed fastener heads and wallboard joints shall be treated with two layers of gypsum compound. A minimum 2-inch-wide (51 mm) paper, plastic or fiberglass tape must be embedded in the first layer of compound over wallboard joints. Stud cavities must be filled with unfaced mineral fiber batt insulation, nominally $3\frac{1}{2}$ inches (88.9 mm) thick and with a 3 pcf (48 kg/m³) nominal density, friction-fit between studs, cross-bracing, and top and bottom plates. The exterior face of the wall must be a single layer of Blazeguard® Fire-Rated Sheathing of nominally $\frac{1}{2}$ -inch-thick (12.7 mm) plywood or OSB, APA performance rated $\frac{15}{32}$ plywood or $\frac{7}{16}$ OSB, with a 0.060-inch-thick (1.52 mm) Pyrotite laminate applied to only one face of the wood panel, or must be a single layer of LP® FlameBlock™ Fire-Rated OSB Sheathing of nominally $\frac{7}{16}$ -inch-thick (11.11 mm) OSB, with a 0.060-

inch-thick (1.5 mm) Pyrotite laminate applied to only one face of the wood panel. The sheathing must be installed vertically with horizontal joints blocked and with the Pyrotite laminate facing the wall cavity, and must be attached to the studs with $1\frac{7}{8}$ -inch-long (47.63 mm), galvanized, 6d common nails, spaced 6 inches (152 mm) on center around the perimeter of the sheathing and 12 inches (304.8 mm) on center in the field.

The wall must have a fire separation distance of greater than 10 feet (3048 mm).

The design axial compressive stresses for the wood stud must be calculated in accordance with Sections 3.6 and 3.7 of ANSI/AF&PA NDS and must be limited to the least of the following:

- 387 psi.
- $0.95 F'_c$.
- $0.95 F'_c$, where F'_c is calculated assuming a slenderness ratio of 33.

4.3.2 Two-hour Exterior Wall Assembly—Wood Stud Limited Load Bearing Wall—Interior Fire Exposure:

The wall assembly must be constructed of nominally 2-inch-by-4-inch, No. 1 grade, Douglas fir–larch ($G = 0.50$) wood studs spaced 16 inches (406 mm) on center, with two top plates and one bottom plate and horizontal cross-bracing at mid-height of the wall [maximum wall height of 10 feet (3 m)]. The interior fire side of the wall must be covered with two layers of $\frac{5}{8}$ -inch-thick (15.9 mm), 4-foot-by-10-foot (1.2 m by 3 m), Type X gypsum wallboard, applied vertically. The inner layer of wallboard must be fastened with 6d, cement-coated, $1\frac{7}{8}$ -inch-long (47.63 mm), cup-head drywall nails with 0.0915-inch (2.32 mm) shank diameters and $\frac{1}{4}$ -inch (6.35 mm) head diameters, spaced 6 inches (152 mm) on center along all studs and plates. The outer layer of wallboard must be installed vertically with joints staggered a minimum of 16 inches (406 mm), and fastened with 8d, cement-coated, $2\frac{3}{8}$ -inch-long (60.33 mm), cup-head drywall nails with 0.113-inch (2.87 mm) shank diameters and $\frac{9}{32}$ -inch (7.14 mm) head diameters, spaced 8 inches (203.2 mm) on center along studs and plates. The face layer of the wallboard must have the exposed fastener heads and board joints treated with two layers of gypsum compound. A minimum 2-inch-wide (51 mm) paper, plastic or fiberglass tape must be embedded in the first layer of compound over wallboard joints. Stud cavities must be filled with unfaced mineral fiber batt insulation, nominally $3\frac{1}{2}$ inches (89 mm) thick and with a 3 pcf (48 kg/m³) nominal density, friction-fit between studs, cross-bracing, and top and bottom plates. The exterior face of the wall must be a single layer of Blazeguard® Fire-Rated Sheathing of nominally $\frac{1}{2}$ -inch-thick (12.7 mm) plywood or OSB, APA performance rated $\frac{15}{32}$ plywood or $\frac{7}{16}$ OSB, with a 0.060-inch-thick (1.52 mm) Pyrotite laminate applied to both faces of the wood panel, or must be a single layer of LP® FlameBlock™ Fire-Rated OSB Sheathing of nominally $\frac{7}{16}$ -inch-thick (11.11 mm) OSB, with a 0.060-inch-thick (1.5 mm) Pyrotite laminate applied to both faces of the wood panel. The sheathing must be installed vertically with horizontal joints blocked, and attached to the studs with $1\frac{7}{8}$ -inch-long (47.63 mm), galvanized, 6d common nails, spaced 6 inches (152 mm) on center around the perimeter of the sheathing and 12 inches (305 mm) on center in the field.

The wall must have a fire separation distance of greater than 10 feet (3048 mm).

The design axial compressive stresses for the wood stud must be calculated in accordance with Sections 3.6 and

3.7 of ANSI/AF&PA NDS and must be limited to the least of the following:

- 387 psi.
- $0.95 F'_c$.
- $0.95 F'_c$, where F'_c is calculated assuming a slenderness ratio of 33.

4.3.3 Two-hour Assembly—Wood Stud Limited Load Bearing Fire-resistance-rated—Interior Party Wall:

The wall assembly is a double-framed wall consisting of two identical stud walls with a space of 1 inch (25.4 mm) separating them. The walls must be constructed of nominally 2-inch-by-4-inch, No. 1 grade, Douglas fir–larch ($G = 0.50$) wood studs spaced 16 inches (406 mm) on center, with two 2-by-4 top plates and one 2-by-4 bottom plate and horizontal cross-bracing at mid-height of the wall [maximum wall height of 10 feet (3 m)]. Both faces of the wall must be covered with an inner layer of Blazeguard® Fire-Rated Sheathing of nominally $\frac{1}{2}$ -inch-thick (12.7 mm) plywood or OSB, APA performance rated $\frac{15}{32}$ plywood or $\frac{7}{16}$ OSB, with a 0.060-inch-thick (1.52 mm) Pyrotite laminate applied to only one face of the wood panel, or with an inner layer of LP® FlameBlock™ Fire-Rated OSB Sheathing of nominally $\frac{7}{16}$ -inch-thick (11.11 mm) OSB, with a 0.060-inch-thick (1.5 mm) Pyrotite laminate applied to only one face of the wood panel. The sheathing is installed vertically with the Pyrotite laminate facing the wall cavity, and attached to the studs with $1\frac{7}{8}$ -inch-long (47.6 mm), galvanized, 6d common nails, spaced 6 inches (152 mm) on center around the perimeter of the sheathing and 12 inches (305 mm) on center in the field. Both faces of the assembly must be covered with an outer layer of $\frac{5}{8}$ -inch-thick (15.88 mm), 4-foot-by-10 foot (1.2 m by 3 m), Type X gypsum wallboard, applied vertically with joints staggered a minimum of 16 inches (406 mm) from the Pyrotite laminate sheathing and fastened with 8d, cement-coated, $2\frac{3}{8}$ -inch-long (60.33 mm), cup-head drywall nails with 0.113-inch (2.87 mm) shank diameters and $\frac{9}{32}$ -inch (7.1 mm) head diameters, spaced 8 inches (203 mm) on center along studs and plates. The face layer of the wallboard must have the exposed fastener heads and board joint treated with two layers of gypsum compound. A minimum 2-inch-wide (51 mm) paper, plastic or fiberglass tape must be embedded in the first layer of compound over wallboard joints. Stud cavities must be filled with unfaced mineral fiber batt insulation, nominally $3\frac{1}{2}$ inches (89 mm) thick and with a 3 pcf (48 kg/m³) nominal density, friction-fit between studs, cross-bracing, and top and bottom plates.

Fire exposure may be from either side of the wall.

The design axial compressive stresses for the wood stud must be calculated in accordance with Sections 3.6 and 3.7 of ANSI/AF&PA NDS and must be limited to the least of the following:

- 387 psi.
- $0.95 F'_c$.
- $0.95 F'_c$, where F'_c is calculated assuming a slenderness ratio of 33.

4.3.4 One-hour Exterior Wall Assembly—Wood Stud Limited Load-bearing Wall:

The wall assembly must be constructed of nominally 2-inch-by-6-inch, No. 1 grade, Douglas fir ($G = 0.50$) wood studs spaced 16 inches (406 mm) on center, with two top plates and one bottom plate and horizontal cross-bracing at mid-height of the wall. The interior fire side of the wall must be covered with one layer of $\frac{5}{8}$ -inch-thick (15.88 mm), 4-foot-by-10-foot (1.2 m by 3 m), Type X gypsum wallboard, applied vertically with

horizontal joints blocked, and fastened with 6d, cement-coated, $1\frac{7}{8}$ -inch-long (47.63 mm), cup-head drywall nails with 0.0915-inch (2.32 mm) shank diameters and $\frac{1}{4}$ -inch (6.35 mm) head diameters, spaced 8 inches (178mm) on center along all studs and plates. The exposed fastener heads and wallboard joints must be treated with two coats of gypsum compound. A minimum 2-inch-wide (51 mm) paper, plastic or fiberglass tape must be embedded in the first layer of compound over wallboard joints. Stud cavities must be filled with unfaced mineral fiber batt insulation, nominally $5\frac{1}{2}$ inches (88.9 mm) thick and with a 3 pcf (48 kg/m³) nominal density, friction-fit between studs, cross-bracing, and top and bottom plates. The exterior face of the wall must be a single layer of Blazeguard® Fire-rated Sheathing of nominally $\frac{15}{32}$ -inch-thick (11.91 mm) plywood or $\frac{7}{16}$ -inch-thick (11.11 mm) OSB, with a 0.060-inch-thick (1.5 mm) Pyrotite laminate applied to only one face of the wood panel, or must be a single layer of LP® FlameBlock™ Fire-Rated OSB Sheathing of nominally $\frac{7}{16}$ -inch-thick (11.11 mm) OSB, with a 0.060-inch-thick (1.5 mm) Pyrotite laminate applied to only one face of the wood panel. The sheathing must be installed vertically with horizontal joints blocked and with the Pyrotite laminate facing the outside, and must be attached to the studs with $1\frac{7}{8}$ -inch-long (47.63 mm), galvanized, 6d common nails, spaced 6 inches (152 mm) on center around the perimeter of the sheathing and 12 inches (304.8 mm) on center in the field.

Fire exposure may be from either side of the wall.

The design axial compressive stresses for the wood stud must be calculated in accordance with Sections 3.6 and 3.7 of ANSI/AF&PA NDS and must be limited to the least of the following:

- a. 204 psi.
- b. $0.24 F'_c$.
- c. $0.24 F'_c$, where F'_c is calculated assuming a slenderness ratio of 21.

4.4 Fire-classified Roof Covering Assemblies:

The following assemblies must be installed at a minimum slope of $\frac{1}{4}$:12 (2 percent) and a maximum slope of $\frac{1}{2}$:12 (4 percent).

4.4.1 Class A, Fully Adhered, Single-ply Membrane Roof Covering Assembly: The roof deck must be product No. 15382-5, Blazeguard® FR Deck Panel A installed with the Pyrotite laminate facing the exterior (up). All deck joints must be blocked with nominally 2-by-4 lumber. Gaps in the deck panels must be caulked with Rectorseal FlameSafe FS900+ UL-classified sealant. The deck must be covered with an EPDM, TPO or PVC membranes, either 0.045 or 0.060 inch (1.14 or 1.52 mm) thick, or a self-adhered modified bitumen cap sheet. Roofing membranes must be UL-classified for roofing systems and must be recognized in a current ICC-ES evaluation report.

The EPDM, TPO or PVC membrane must be fully adhered to the deck with Mule-Hide Water-Base Bonding Adhesive, recognized in [ESR-1776](#). The adhesive must be applied at a rate of 100 square feet per gallon (2.45 m²/L).

4.4.2 Class A, Fully Adhered or Mechanically Attached, Single-ply Membrane Roof Covering Assembly: The roof deck must be product No. 15382-5, Blazeguard® FR Deck Panel A installed with the Pyrotite laminate facing the exterior (up). The deck must be

covered with an EPDM or TPO membrane, either 0.045 or 0.060 inch (1.14 or 1.52 mm) thick, mechanically attached or fully adhered with an adhesive. The membrane and adhesive must be UL-classified for roofing systems. The membrane must be recognized in a current ICC-ES evaluation report. The adhesive must be applied at a rate of 100 square feet per gallon (2.45 m² per L).

4.4.3 Class C, Fully Adhered or Mechanically Attached, Singly-ply Membrane Roof Covering Assembly:

The roof deck must be product No. 15382-6, Blazeguard® FR Deck Panel C installed with the Pyrotite laminate facing the exterior (up). The deck must be covered with an EPDM or TPO membrane, either 0.045 or 0.060 inch (1.14 or 1.52 mm) thick, mechanically attached or fully adhered, with an adhesive. The membrane and adhesive must be UL-classified for roofing systems. The membrane must be recognized in a current ICC-ES evaluation report. The adhesive must be applied at a rate of 100 square feet (2.45 m² per L) per gallon.

5.0 CONDITIONS OF USE

The Blazeguard® Fire-Rated Sheathing, LP® FlameBlock™ Fire-Rated OSB Sheathing and Blazeguard® FR Deck Panels described in this report comply with, or are suitable alternatives to what is specified in, those codes listed in Section 1.0 of this report, subject to the following conditions:

- 5.1 The structural system is outside the scope of this report and must be designed in accordance with the IBC or the IRC.
- 5.2 Use of the Blazeguard® Fire-Rated Sheathing, LP® FlameBlock™ Fire-Rated OSB Sheathing and Blazeguard® FR Deck Panels for applications other than those noted in Section 4.2 of this report is outside the scope of this report.
- 5.3 Blazeguard® Fire-Rated Sheathing, LP® FlameBlock™ Fire-Rated OSB Sheathing and Blazeguard® FR Deck Panels are manufactured by Barrier Technology Corporation, in Watkins, Minnesota, under a quality control program with inspections by Intertek Testing Services NA, Inc. (AA-690) and Underwriters Laboratories Inc. (AA-668, for FR Deck Panels only).

6.0 EVIDENCE SUBMITTED

Data in accordance with the ICC-ES Acceptance Criteria for Wood Structural Panels Laminated with an Inert, Inorganic Fire Shield (AC264), dated October 2004, editorially revised March, 2010.

7.0 IDENTIFICATION

Each panel covered by this report must be identified by a stamp bearing the manufacturer's name (Barrier Technology Corporation) or the name of the additional listee (Louisiana-Pacific Corporation), the product name, the product identification number, the name of the inspection agency [Intertek Testing Services NA, Inc. or Underwriters Laboratories Inc. (FR Deck Panels only)] and the evaluation report number (ESR-1365). See Figure 1 for product label samples.

Each panel must have the grade, thickness and span rating designation for the wood structural panels visible for field identification after lamination.

BLAZEGUARD
FIRE RATED SHEATHING

ES
ICC ESR 1365
15382-4

OMEGA POINT
LABORATORIES
US LISTED

INSPECTED BY:
INTERTEK TS-NA, INC. (AA-890)

Product Listing & Quality Assurance By:

 PER # 0013
Listed Roof & Wall Sheathing

15/32 CATEGORY

RATED SHEATHING
32/16
SIZED FOR SPACING
EXPOSURE 1

DESIGN LOADS AT:
WWW.INTLBARRIER.COM


BLAZEGUARD
FIRE RATED SHEATHING
FR DECK PANEL A

ES
ICC ESR 1365
15382-5

CLASSIFIED
C **UL** US

INSPECTED BY:
INTERTEK TS-NA, INC. (AA-890) AND
UNDERWRITERS LABORATORIES, INC. (AA-888)

Product Listing & Quality Assurance By:

 PER # 0013
Listed Roof & Wall Sheathing

7/16 CATEGORY

RATED SHEATHING
24/16
SIZED FOR SPACING
EXPOSURE 1

DESIGN LOADS AT:
WWW.INTLBARRIER.COM

BLAZEGUARD
FIRE RATED SHEATHING
FR DECK PANEL C

ES
ICC ESR 1365
15382-6

CLASSIFIED
C **UL** US

INSPECTED BY:
INTERTEK TS-NA, INC. (AA-890) AND
UNDERWRITERS LABORATORIES, INC. (AA-888)

Product Listing & Quality Assurance By:

 PER # 0013
Listed Roof & Wall Sheathing

7/16 CATEGORY

RATED SHEATHING
24/16
SIZED FOR SPACING
EXPOSURE 1

DESIGN LOADS AT:
WWW.INTLBARRIER.COM






| | | |
|---|--|---|
| <p>15/32 CATEGORY FIRE-RATED OSB SHEATHING</p> <p>888-820-0325 LPCorp.com</p> | <p>LP FLAMEBLOCK™ BUILDING PRODUCTS FIRE-RATED OSB SHEATHING</p> <p> PER # 0013 Listed Roof & Wall Sheathing</p> <p> LISTED</p> <p> ICC ESR 1365 Barrier Technology Corporation 15382-7</p> <p> CLASSIFIED C UL US</p> <p>INSPECTED BY: INTERTEK TS-NA, INC. (AA-890) AND UNDERWRITERS LABORATORIES, INC. (AA-888)</p> <p></p> | <p>RATED SHEATHING 32/16 SIZED FOR SPACING EXPOSURE 1</p> <p>DESIGN LOADS AT: LPCORP.COM/FLAMEDBLOCK</p> |
|---|--|---|

FIGURE 1—PRODUCT LABELS