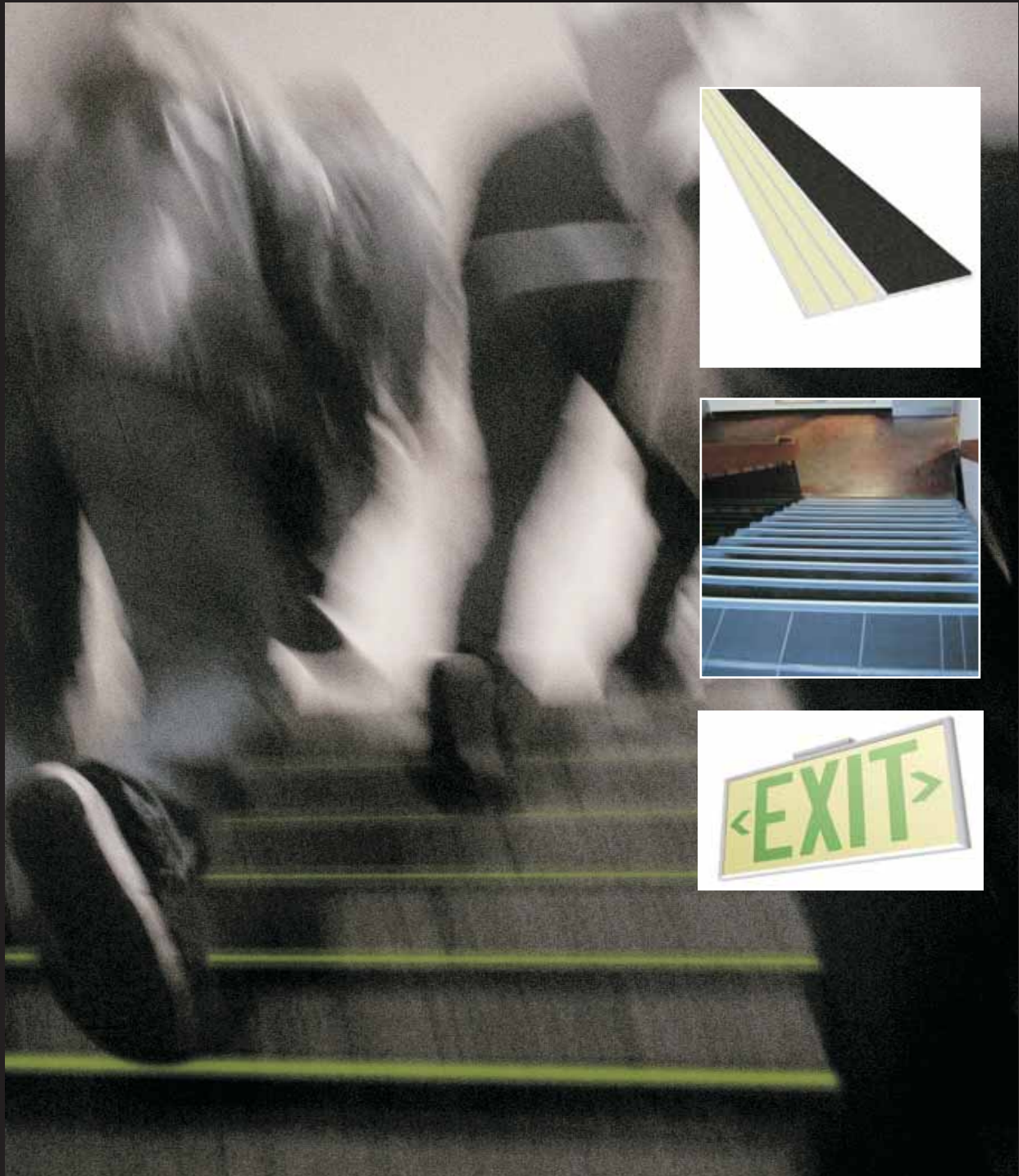


 **ecoglo**<sup>®</sup>  
VISIBLY BETTER

Photoluminescent  
step edge, path finding,  
handrail and exit sign products  
for both outdoors and indoors

Reduce slips and falls  
with recycled light



## HOW THE ECOGLO SYSTEM WORKS

Ecoglo uses a patented process to produce a range of products that provide a four pronged solution to pathfinding needs:

- step edge contrast
- slip-resistance
- visibility in all light conditions
- resistance to wear

## ROUGH

The hard wearing silicon carbide non-slip material is just what you need to reduce slips and falls in all weather conditions. Your patrons will commend you, not complain to you.

With their UV resistance and good looks, you can confidently install Ecoglo products inside and out.

## TOUGH


Our patented process bakes in the photoluminescent powder and non-slip material and you get to savor the results. Thousands of people can walk on these products thousands of times with no wear and tear. And just to make sure, we've put them through extensive testing at internationally accredited laboratories relating to durability, weather resistance, UV resistance, stain resistance, abrasion and cleaning. And they passed with flying colours.

## SEEN

Unlike electrical or battery lighting, Ecoglo products will never let you down. They will glow brightly in the dark for many hours giving your patrons confidence in exiting, even in an emergency. Some steps are just too hard to see, whether it be day or night. With Ecoglo, you can be sure your patrons will see the steps, not fall down them, whatever the light conditions. It's the combination of the photoluminescent strip and the non-slip material that creates such great step edge definition.

## GREEN

Every small step you take to reduce electricity usage helps save our environment. Ecoglo products let you recycle natural sunlight or artificial light. No electricity is required. Ecoglo also goes green by using recycled aluminium. All products are non-toxic and non-radioactive. Designed to last the life of your facility, Ecoglo avoids maintenance costs. Ultimately, Ecoglo is recyclable which avoids the cost of landfill dumping.



*Ecoglo Installation  
Time Warner Center,  
New York City*

### Online Resources:

- [www.arcat.com](http://www.arcat.com)
- [www.4specs.com](http://www.4specs.com)
- [www.todl.com](http://www.todl.com)
- [www.aecdaily.com](http://www.aecdaily.com)



Associate Member

The Ecoglo Photoluminescent (PL) range of products provide significant benefit during low light conditions and emergency blackout situations. With a proven track record in reducing slips and falls Ecoglo products provide improved health and safety with additional benefits in any smoke hazard situation.

Used for way-marking, step nosings and signage, the products are UV stable and highly durable, lasting for many years. The products are easily installed and have minimal maintenance costs.

## Comparative Advantage

### ECOGLO

#### Luminance

Ecoglo products are manufactured using a patented process that is only used by Ecoglo. This tightly controlled application embeds the photoluminescent particles in a clear durable polymer.

The physical nature of the dry powder embedding process and the optical properties of the polymer ensure maximum efficiency of the photoluminescent particles to absorb useful wavelengths from a natural or artificial light source. This light the re-emits from the product towards a viewers eye.

Ecoglo products use a custom produced photoluminescent pigment which has greater longevity of glow than all the other pigments (over 100) which Ecoglo has sampled since 2001.

Ecoglo uses dry powder for maximum luminance.

#### Visibility

All Ecoglo products are engineered to provide greater visibility than relevant codes and standards currently require. Photoluminescent visibility is affected by more than just brightness ('Luminance'); the other factor is contrast against adjacent surfaces.

Contrast against adjacent surfaces is the critical parameter for visibility on a step edge. Ecoglo step-edge products incorporate a black anti-slip strip that provides excellent luminance contrast and color contrast to the PL strip, so the step edge is clearly defined in all lighting conditions: dark conditions, light conditions and twilight or dim conditions.

This means the Ecoglo products are visible from a greater distance and for a longer time after the lights go out. Ecoglo incorporates a black anti-slip strip for maximum visibility and edge contrast.

### NON-ECOGLO

A widely used alternative manufacturing process uses liquid formulations that carry the photoluminescent particles.

Liquid formulations can suffer from settling out of the dense photoluminescent particles resulting in inconsistent luminance properties.

## ECOGLO

### Durability of Photoluminescence

The Ecoglo range has been subjected to accelerated UV/weathering exposure, and proven to be highly resistant to the effects of UV/weathering.

Testing has been extended from the usual 1000 hour or 2000 hour test, out to 6000 hours, which can be interpreted to be similar to around 30 years of outdoor exposure.

At 6000 hours exposure, while there is noticeable loss of gloss of the top surface, the loss in PL brightness is less than can be detected by the human eye (measured reduction of 5-8%).

The unique ridges in the photoluminescent strips protect the glowing areas from most abrasive wear, and other incidental abuse.

Ecoglo uses its patented process for maximum durability. Using powder means the polymer we use is "long chain" which forms a strong UV resistant product when bonding.

### Installed Durability

The manufacture of all Ecoglo products involves the integral bonding of the photoluminescent layer to a rigid aluminium substrate, so there is no chance of delamination or peeling. Rigid products spread any applied loads over a greater area of installation adhesive.

Ecoglo signage uniquely incorporates an integrally bonded anti-graffiti protective top coat over the print, which also protects the print from abrasive wear. Because this top layer bonds into the substrate, there is no chance of delamination or peeling.

Ecoglo bonds onto rigid aluminium and applies a protective top coat for greater installed durability.

### Slip Resistance

The unique ridges in the Ecoglo photoluminescent strips and the integrated anti-slip contrast strips provide all-weather slip resistance.

Ecoglo combines ridges and antislip contrast strips for slip resistance.

## NON-ECOGLO

PVC based products have reduced durability, may turn brown during weathering exposure after a short time.

Flexible base products, such as PVC, are more prone to coming loose because the installation adhesive is more highly stressed.

For outdoor use, protective film which is not integrally bonded is only as good as the quality of the adhesive.

Smooth surface PL products do not provide slip resistance.

### The product range includes:

- Waymarking guidance strips
- Handrail guidance strips
- Floor marker discs
- Hazard strips
- Signage (inc. tactile & Braille)
- Seat and aisle identification
- Step edge definition trim
- Step nosings

A luminance level of 5 millicandelas per m<sup>2</sup> (mcd/m<sup>2</sup>) after 90 minutes of darkness is considered adequately visible for photoluminescent emergency lighting in the following international codes and standards. Ecoglo products EXCEED ALL these requirements.

### **New York City Reference Standard RS6-1 Photoluminescent exit path markings**

This reference standard was promulgated in May 2005, and is referenced into the New York City building code by New York City Local Law 26 of 2004.

This law requires high-rise office buildings in New York City to have photoluminescent way-finding markings in all exit pathways. This is supplementary to existing emergency lighting requirements, and applies to all buildings, old and new.

RS6-1 defines the size and location of the markings and signage, as well as their performance requirements.

Markings are required on all step edges, and as perimeter markings of the exit pathways, stairwell landings, and exit doors. Exit signs are also required. New buildings require handrail markings. Performance requirements include a minimum luminance at ninety minutes of 5mcd/m<sup>2</sup> after charging at 2f/c for 120 mins in fluorescent light. Conforms to tests for flammability, toxicity, radioactivity, washability, and (optionally) UV stability.

### **ICC International Building Code and International Fire Code**

New code has been added to Chapter 10, Means of Egress, in the 2009 International Building Code and International Fire Code. The International Building Code is used at local or state level in 47 states of the USA plus Washington, DC, and is in the process of being adopted by two additional states. The new code requires photoluminescent exit path markings in new non-residential buildings of 75ft height or more. Photoluminescent markings are required on all step edges and handrails, and as perimeter markings of the exit pathways, including stairwell landings. For performance requirements the code prescribes compliance with either

- UL1994, Luminous Egress Path Marking Systems, 2005, or
- ASTM E2072-04 Standard Specification for Photoluminescent Safety Markings (subject to modified charging source requirements)

### **UL 1994 Luminous Egress Path Marking Systems**

UL 1994 is a standard that provides requirements for floor proximity and other egress path marking and lighting systems that provide a visual delineation of the path of egress. These systems are also used to identify significant egress path features such as doors, stair banisters, obstacles or information placards.

Such systems are intended for installation and use as required by building and fire safety codes such as the Life Safety Code, NFPA 101; the Building Construction and Safety Code, NFPA 5000, and the International Building Code sponsored by the International Code Council.

UL1994 requires each system element to be recognizable from a distance of 25 feet, and also requires all elements that may be applied to a floor or step to meet UL410 Slip Resistance of Floor Surface Materials, and to be tested for the effects of cleaning.

### **ASTM E2072, Standard Test Method for Photopic Luminance of Photoluminescent (Phosphorescent) Markings.**

This standard requires that photoluminescent markings be tested for photoluminescent brightness (luminance) following charging for 2 hours at 21.6 lux from a Fluorescent lamp having a colour temperature between 4000K and 4500K. The required luminance properties are:

- After 10 minutes, minimum luminance 20mcd/m<sup>2</sup>
- After 60 minutes, minimum luminance 2.8mcd/m<sup>2</sup>

Fluorescent charging of Ecoglo S10 Material (20 lux, 4000K) In A Poorly Lit Area	
Activation Time	Hours of Visibility*
5 minutes	0.5 hours
10 minutes	1 hours
20 minutes	2.25 hours
30 minutes	3 hours

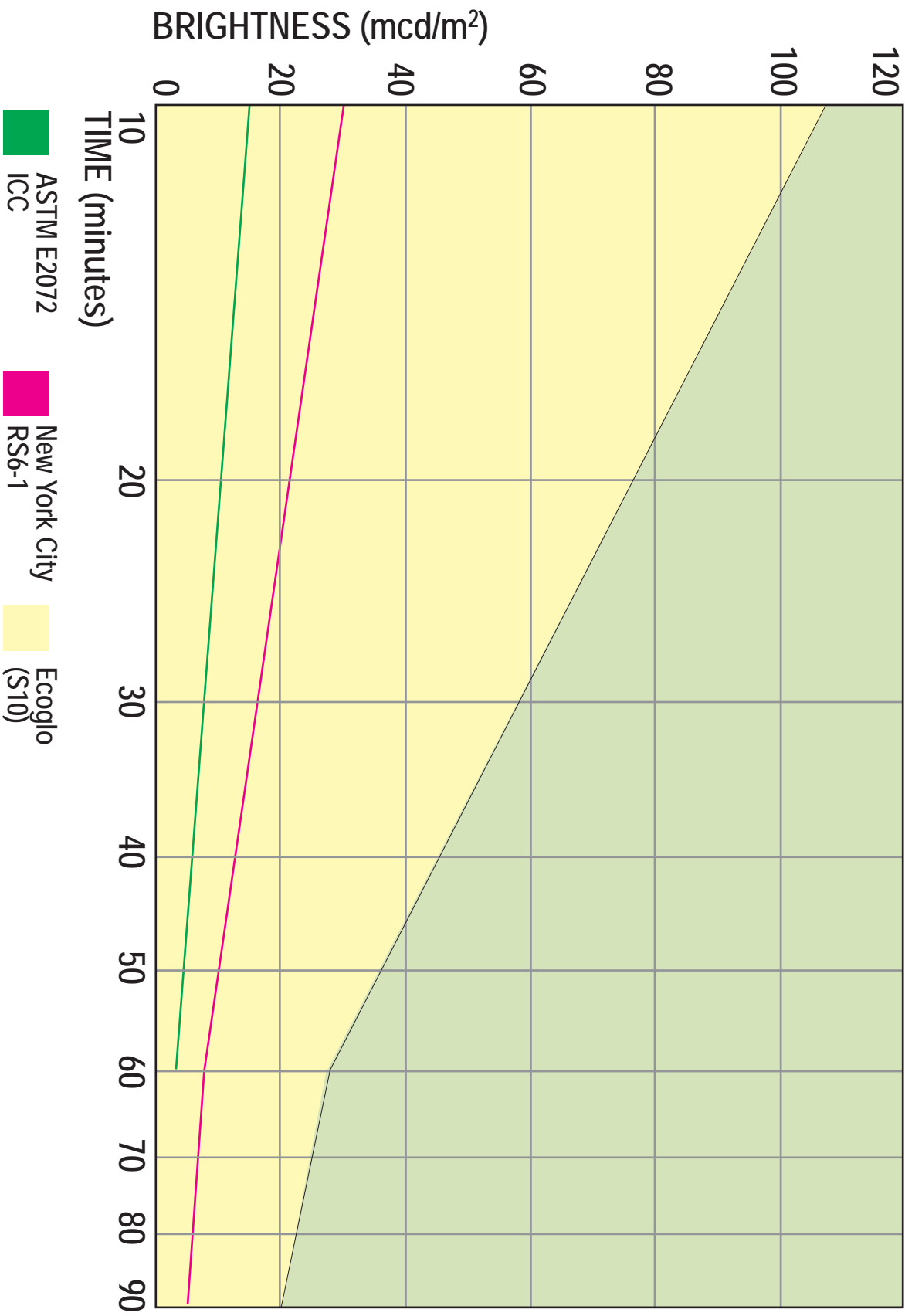
*\*A luminance level of 5 millicandelas is defined as visible when tested in accordance with UL 1994*

Fluorescent charging of Ecoglo S10 Material (150 lux, 4000K) In A Reasonably Lit Area	
Activation Time	Hours of Visibility*
5 minutes	2.5 hours
10 minutes	4 hours
20 minutes	6 hours
30 minutes	7 hours

*\*A luminance level of 5 millicandelas is defined as visible when tested in accordance with UL 1994*

Fluorescent charging of Ecoglo S10 Material (300 lux, 4000K) In A Well Lit Area	
Activation Time	Hours of Visibility*
5 minutes	4 hours
10 minutes	6 hours
20 minutes	7 hours
30 minutes	8 hours

*\*A luminance level of 5 millicandelas is defined as visible when tested in accordance with UL 1994*



## Charging

Photoluminescent material must receive some light in order to re-emit that light. In most situations 15 -30 minutes of light (depending on the light source) will be sufficient to charge photoluminescent material so that it will remain visible for four hours. Immediately after the charging light has stopped, the luminance (brightness) can be very high (over 2000 mcd/m<sup>2</sup> if the charging light is bright). Luminance rapidly decreases over the next 10-20 minutes, however visibility is still adequate at 5mcd for emergency egress. It takes 11 hours for fully charged Ecoglo material to reduce to 5mcDs(see Brightness Decay Graph). If very low light levels exist Ecoglo will be able to advise of the duration of lighting required to charge the strips ( see Typical Charging Tables on pg 6)

## Eye Adaptation

There are two main types of detector cells in the retina; cone and rod cells. For approximately the first 5-15 minutes under dark conditions the cone system of detector cells, which operate in bright light, continues to operate. However after this time the rod system of detector cells takes over as it is far more sensitive to light. The detective threshold of cone cells is 1mcd/m<sup>2</sup>, whereas the detective threshold for rod cells is only 0.001mcd/m<sup>2</sup>.

Visibility is affected by an individual's ability to see in the dark. In particular older people see significantly less in the dark or in dim light than younger people. It takes approximately 20-30 minutes to fully adapt from bright sunlight to complete darkness. The speed of adaptation is faster than the rate at which the brightness of photoluminescent material reduces. This can lead to the photoluminescent material appearing to get brighter initially.

## Photoluminescence

The process of photoluminescence allows certain substances to emit a steady luminescent glow after they have absorbed various kinds of energy. Photoluminescence involves the absorption of energy - normally light. This causes the electrons of the atoms of the absorbing material to become excited and jump from the inner orbits of the atoms to the outer orbits. The electrons then fall back to their original state causing photons of light to be emitted.

Ecoglo uses Strontium Aluminate crystals embedded in a clear, durable polymer. These crystals continue to glow for many hours until exhausting the energy they have absorbed, but they can be recharged repeatedly by re-exposure to light. The luminescent ability will not noticeably deteriorate over time.

Ecoglo photoluminescent material is made from strontium aluminate crystals. When exposed to light energy (either natural or artificial) the crystals become excited and undergo a conversion process which enable them to re-emit the energy received as light in the form of a yellow/green glow. The light source can then be cut off and the excitation will continue for many hours.

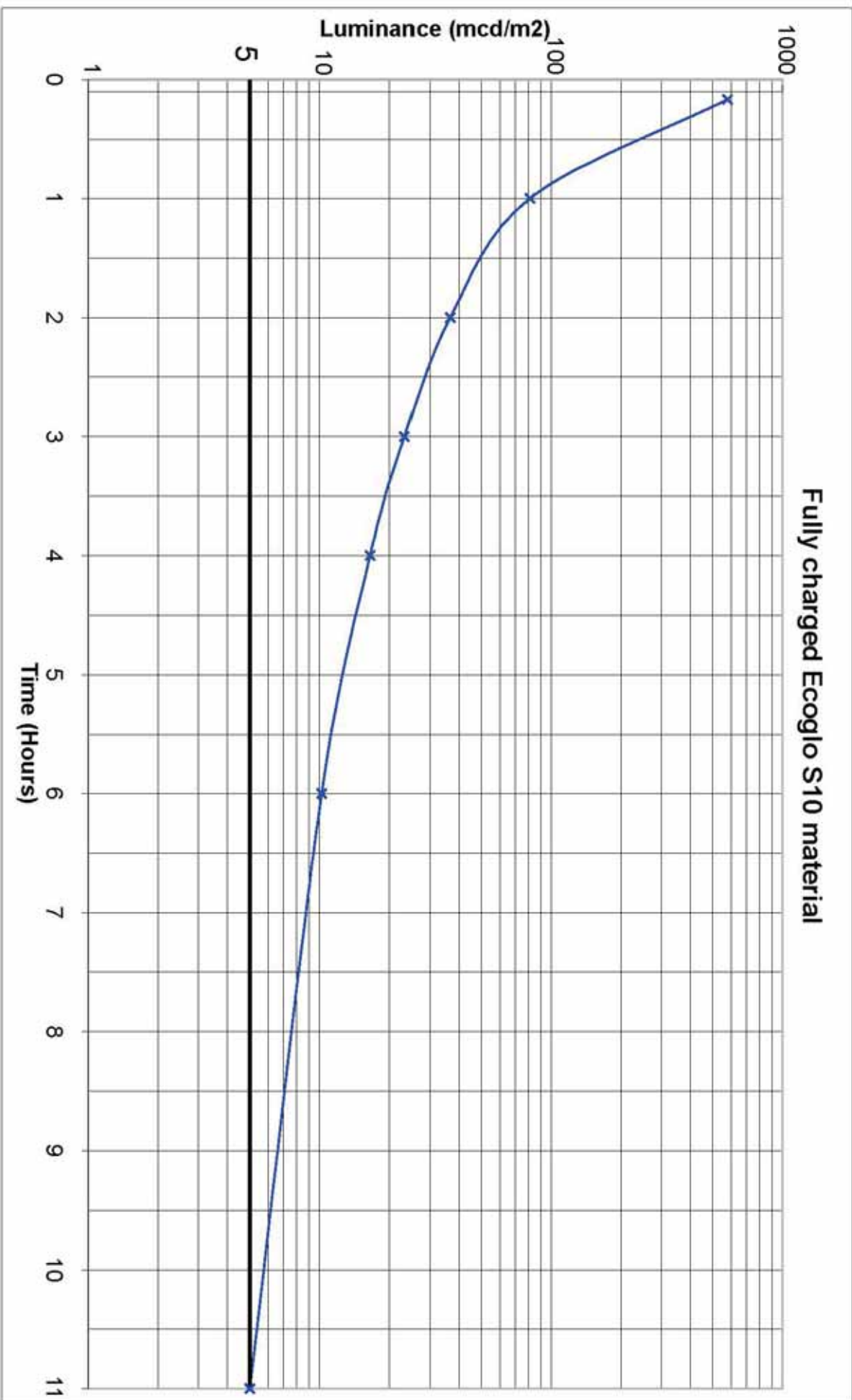
Photoluminescent material can be simply recharged by re-exposing to light.

(Brightness decay graph on page 9)

## Visibility

Visibility of photoluminescent material is measured by millicandelas/m<sup>2</sup>( mcDs). From international code requirements (NYC and ICC) it is widely accepted that at 5mcDs photoluminescent material is visible. It takes many hours for Ecoglo photoluminescent material to reduce to 5mcDs.

Note that if photoluminescent step edging is used as the only light source for indoor theatre aisles Ecoglo will engineer a solution to provide sufficient visibility as the 5mcd emergency requirements are not relevant.



## Benefits and Technical Details

Ecoglo products meet or exceed the performance criteria specified in the following tests or standards:

### 1. High Visibility in Dark or Light conditions.

Brightness:

ASTM E2073-02, Standard Test Method for Photopic Luminance of Photoluminescent (Phosphorescent) Markings.

DIN 67510 Part 1, Phosphorescent Pigments and Products: Measurement and identification by the manufacturer.

ISO 17398:2004 Clause 7.11, Safety Colors and Safety Signs- Classification, Performance and Durability of Safety Signs.

### 2. High Durability Indoors and Outdoors.

UV Stability: ASTM G155-04 Cycle 1 2000hrs, Standard Practice for Operating Xenon Arc Light Apparatus for Exposure of Nonmetallic Materials.

Salt Spray Resistance: ASTM B117-97 500hrs, Standard Practice for Operating Salt Spray (Fog) Apparatus.

Freeze-Thaw Resistance: ASTM C1026-87(1996), Standard Test Method for Measuring the Resistance of Ceramic Tile to Freeze-Thaw Cycling.

### 3. Reduces Slips.

Slip Resistance: UL410, Standard for Slip Resistance for Floor Surface Materials.

AS/NZS 4586-1999, Slip Resistance Classification of New Pedestrian Surface Materials.

AS/NZ 4586 - 2004, Slip resistance classification of new pedestrian surface materials - Appendix D (oil-wet ramp test).

### 4. Hard Wearing.

Abrasion Resistance:

ASTM D1242-95a, Standard Test Methods for Resistance of Plastic Materials to Abrasion.

ASTM B 244-97, Test Methods for Measurement of Anodic Coatings on Aluminum and other Nonconductive Coatings on Nonmagnetic Basis Metals with Eddy-Current Instruments.

ASTM B137-95(2000), Test Method for Measurement of Coating Mass per Unit Area of Anodically Coated Aluminum.

ASTM F510-93(2004), Standard Test Method for Resistance to Abrasion of Resilient Floor Coverings Using an Abrader with a Grit Feed Method.

JIS H8682-1:1999, Test Methods for Aabrasion Resistance of Anodic Oxide Coatings on Aluminium and Aluminium Alloys- Wheel Wear Test.

### 5. Easy Cleaning.

Washability:

ASTM D4828-94(2003), Standard Test Methods for Practical Washability of Organic Coatings.

ASTM B136-84(1998), Standard Test Method for Measurement of Stain Resistance of Anodic Coatings on Aluminum.

### 6. No Radioactivity or Toxicity.

Radioactivity: ASTM D3648-2004, Standard Practices for the Measurement of Radioactivity.

Toxicity: Bombardier SMP 800-C (2000), Toxic Gas Generation Test.

### 7. Does not burn.

Flammability:

ASTM E162-02, Standard Test Method for Surface Flammability of Materials Using a Radiant Heat Energy Source.

ASTM D635-03, Standard Test Method for Rate of Burning and/or Extent and Time of Burning of Plastics in a Horizontal Position.

FAAAC 23.2 Paragraph 4.b, Horizontal Burn Test.

## Cleaning

Regular cleaning to remove built up dirt and objects on the strips will ensure Ecoglo will continue performing to expectation. Note that the photoluminescence will continue performing even after UV exposure or exposure to moisture. The only reason for degradation in the performance of the photoluminescence is a lack of correct cleaning.

1. Vacuuming or brushing with a stiff bristle head (wet or dry) is often enough to keep the strips clean. The glowing strip can also be wiped clean with a wet or dry sponge or cloth. Observation will determine if cleaning is required, however a regular cleaning every 4 to 6 weeks or after particularly heavy use should ensure correct performance.
2. High-pressure water (but not steam cleaning) can also be used to clean the strips.
3. Do not use highly alkaline or acidic cleaning agents. The pH of the cleaning agents should be between pH 5 and pH 12. If cleaning agents are applied at more than pH 10, the strips should be rinsed with pH neutral (pH 6 to pH 8) solution afterwards.


## Maintenance

Ecoglo products should be checked annually to ensure the following:

- All products are still in place as at installation and there is no material damage to any of these products
- All products are clean from general dust build up and any other specific obscuring deposits such as gum or tar
- All products are clearly visible and have not been covered by carpet or other materials
- All products mark a clear path and have not been obstructed by physical hazards such as trolleys, machinery etc
- All products can be used to provide clear escape path marking and there has been no change to the configuration of the building which renders them unusable
- All light required to charge Ecoglo products is operating as designed at installation




- Directional Markers
- Step Edging
- Handrail Strips
- Aisle Markers





- Step Edging ●
- Handrail Strips ●
- Seat Numbers ●
- Aisle Markers ●




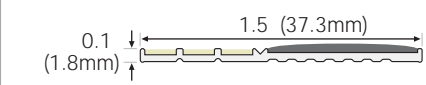



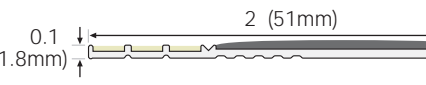



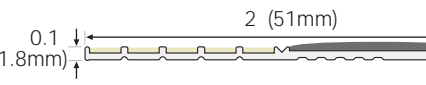







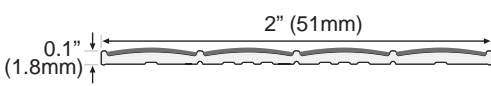



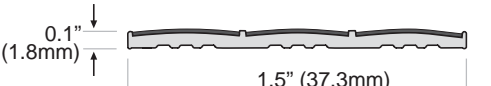

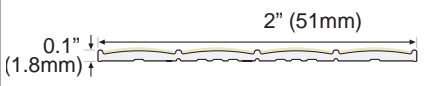

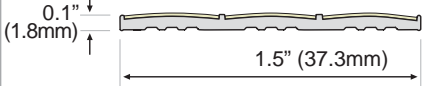
- Demarcation Strip ●
- Step Edging ●
- Handrail Strips ●
- Exit Sign (Above door) ●




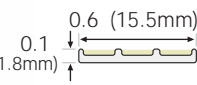

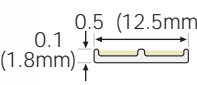

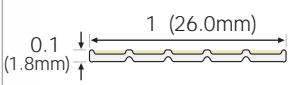
## E Series Contrast Strips

 E2071	 E2061	 E2051	 0.1 (1.8mm) height, 1.5 (37.3mm) width
 E3071	 E3061	 E3051	 0.1 (1.8mm) height, 2 (51mm) width
 E4071	 E4061	 E4051	 0.1 (1.8mm) height, 2 (51mm) width


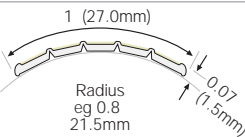

## N Series Non-Slip Strips

 N3070	 N3060	 N3050	 0.1" (1.8mm) height, 2" (51mm) width	
 N2070	 N2060	 N2050	 0.1" (1.8mm) height, 1.5" (37.3mm) width	
 N3011	 0.1" (1.8mm) height, 2" (51mm) width		 N2011	 0.1" (1.8mm) height, 1.5" (37.3mm) width

## G Series Guidance Strips

 G3001	 0.1 (1.8mm) height, 0.6 (15.5mm) width	 G4001	 0.1 (1.8mm) height, 0.5 (12.5mm) width	 G6001	 0.1 (1.8mm) height, 1 (26.0mm) width
---	---	---	---	--	---

## H Series Handrail Strips

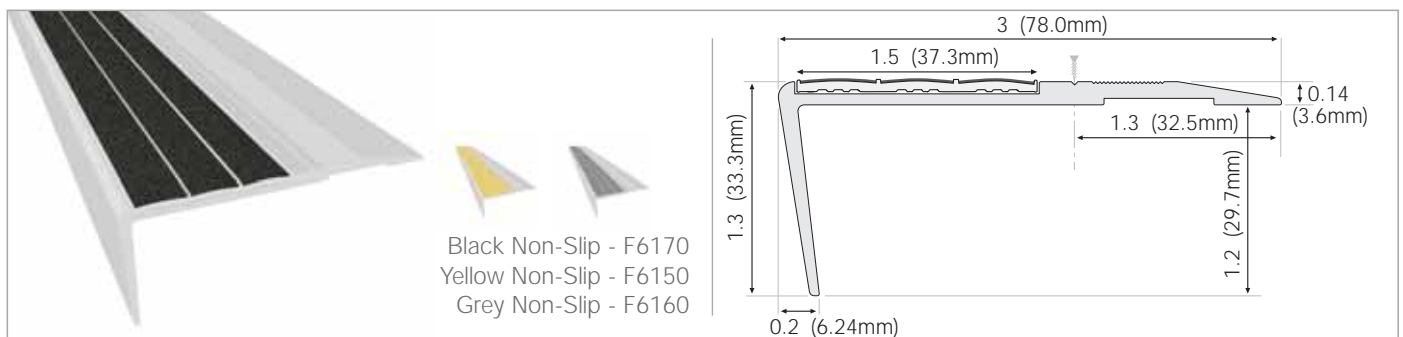
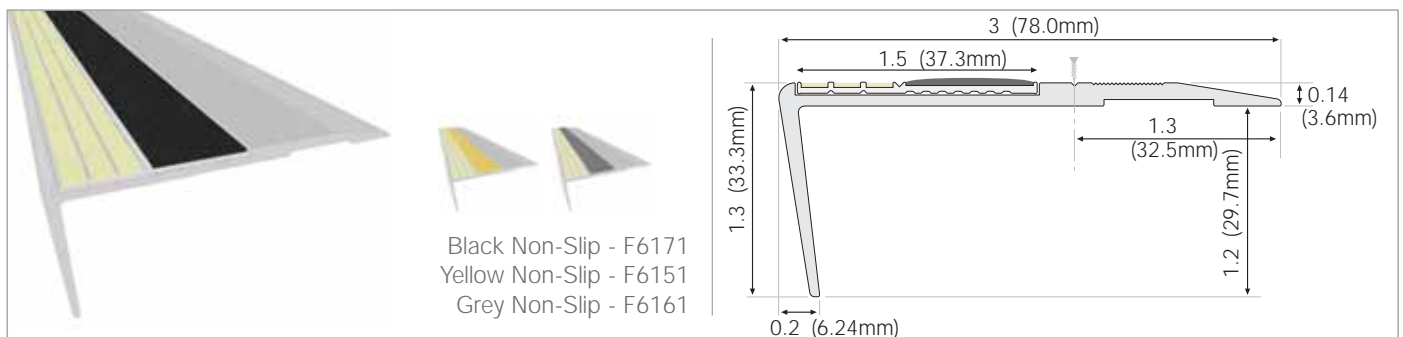
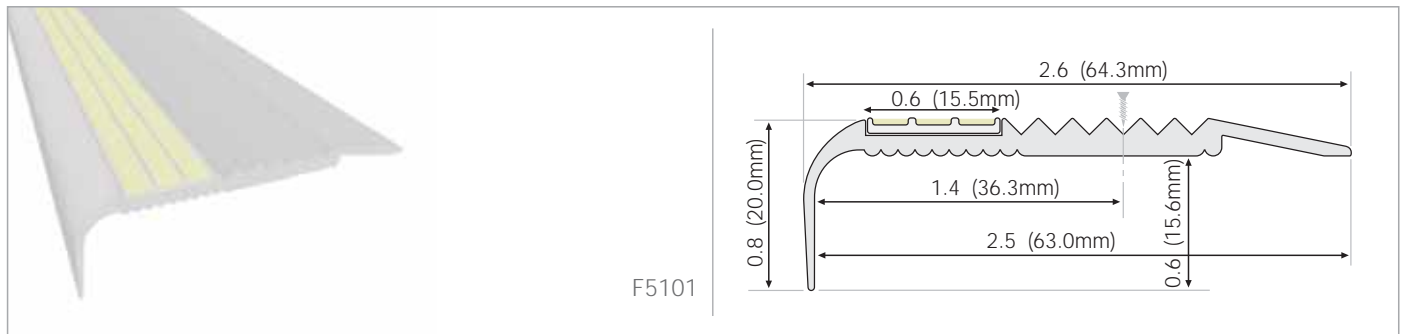
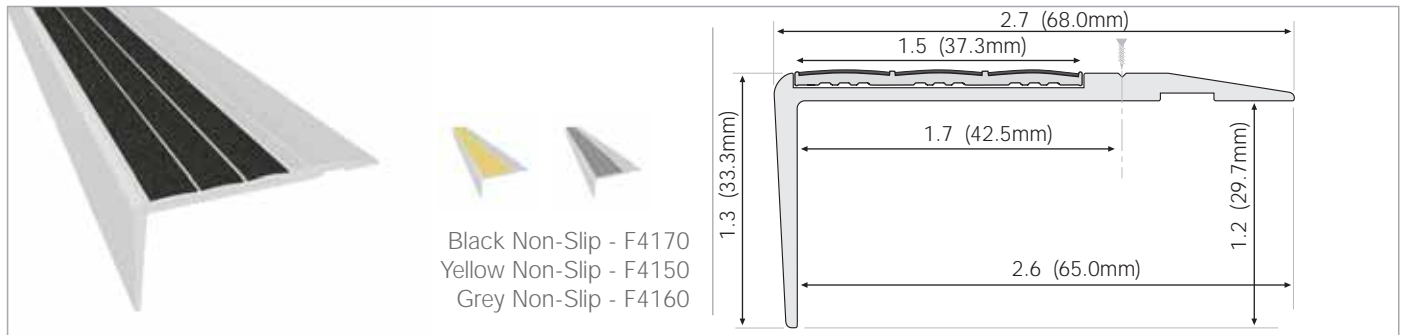
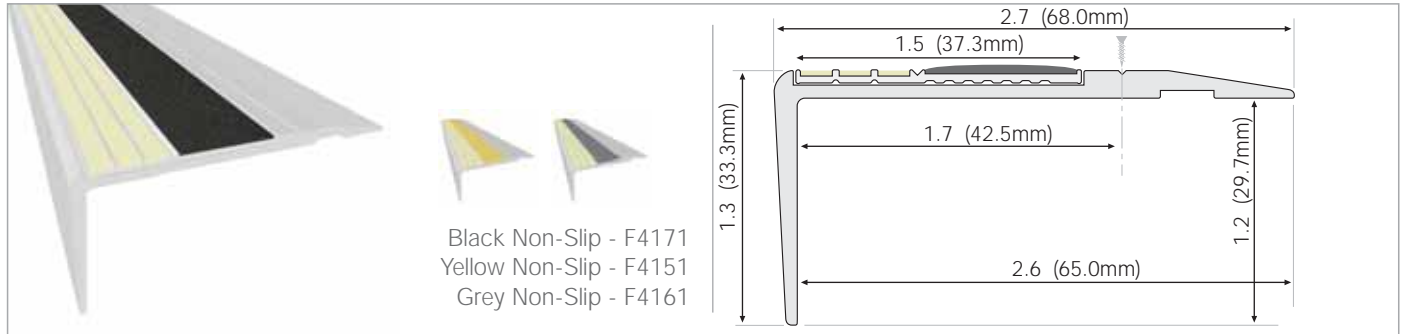
 H5001	 1 (27.0mm) width, 0.07 (1.5mm) height, Radius eg 0.8 21.5mm	 H3001	 0.6 (15.5mm) width, 0.07 (1.5mm) height, Radius eg 0.8 21.5mm
---	--	--	--

## Handrail End Caps

 HEC51	 1 (27.0mm) width, 0.07 (1.5mm) height, Radius eg 0.8 21.5mm	 HEC31	 1 (27.0mm) width, 0.07 (1.5mm) height, Radius eg 0.8 21.5mm
---	--	--	--

**F Series Flat Stair Nosing**

Clear Anodized Aluminum Standard (Type II, Class I), Black, Bronze and Custom Color Anodizing Available as a Special Order



Black Non-Slip - F7171  
 Yellow Non-Slip - F7151  
 Grey Non-Slip - F7161

2.6 (65.4mm)  
 2 (51.0mm)  
 0.6 (15.1mm)  
 1.2 (30mm)  
 0.5 (14mm)  
 0.2 (4.4mm)

Black Non-Slip - FA7171  
 Yellow Non-Slip - FA7151  
 Grey Non-Slip - FA7161

2.6" (65.4mm)  
 2" (51.0mm)  
 0.6" (15.1mm)  
 1.2" (30mm)  
 0.5" (14mm)  
 0.2" (4.4mm)

Black Non-Slip - F7170  
 Yellow Non-Slip - F7150  
 Grey Non-Slip - F7160

2.6" (65.4mm)  
 2" (51mm)  
 0.6" (15.1mm)  
 1.2" (30mm)  
 0.5" (14mm)  
 0.2" (4.4mm)

Black Non-Slip - F8171  
 Yellow Non-Slip - F8151  
 Grey Non-Slip - F8161

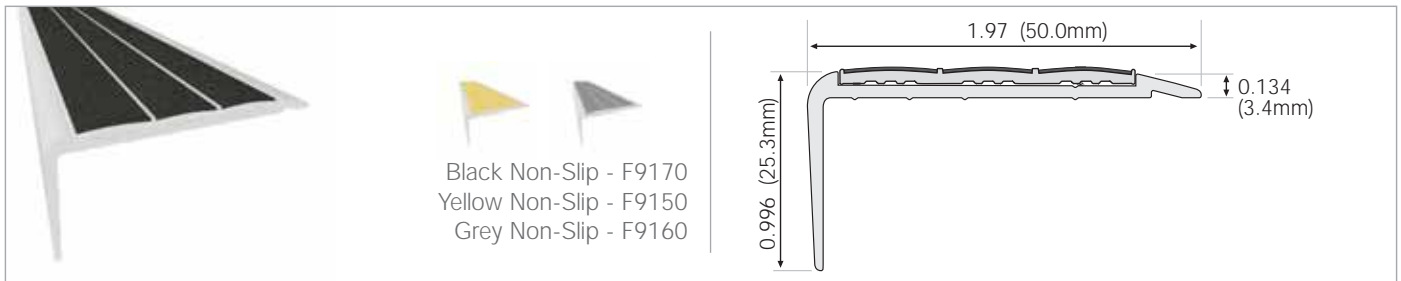
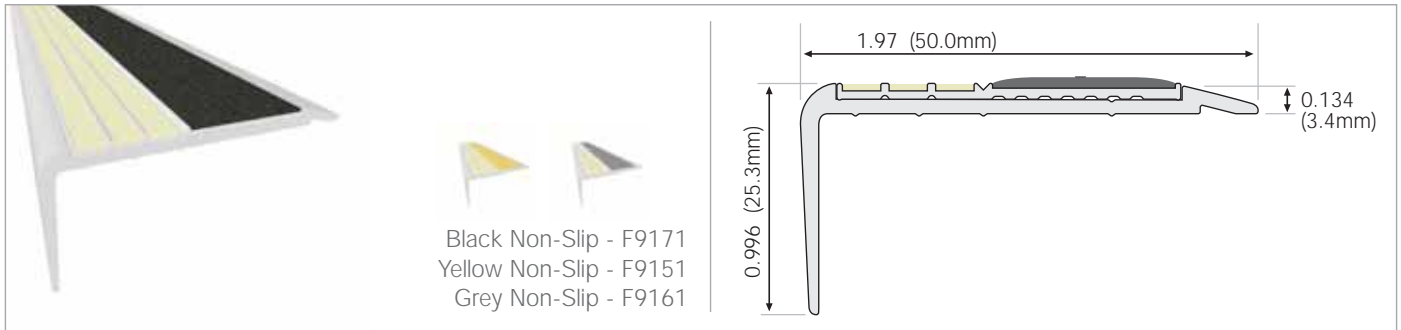
2" (51mm)  
 1" (25mm)  
 2.3" (58mm)  
 3" (75mm)  
 0.14" (3.6mm)

Black Non-Slip - FA8171  
 Yellow Non-Slip - FA8151  
 Grey Non-Slip - FA8161

2" (51mm)  
 1" (25mm)  
 2.3" (58mm)  
 3" (75mm)  
 0.14" (3.6mm)

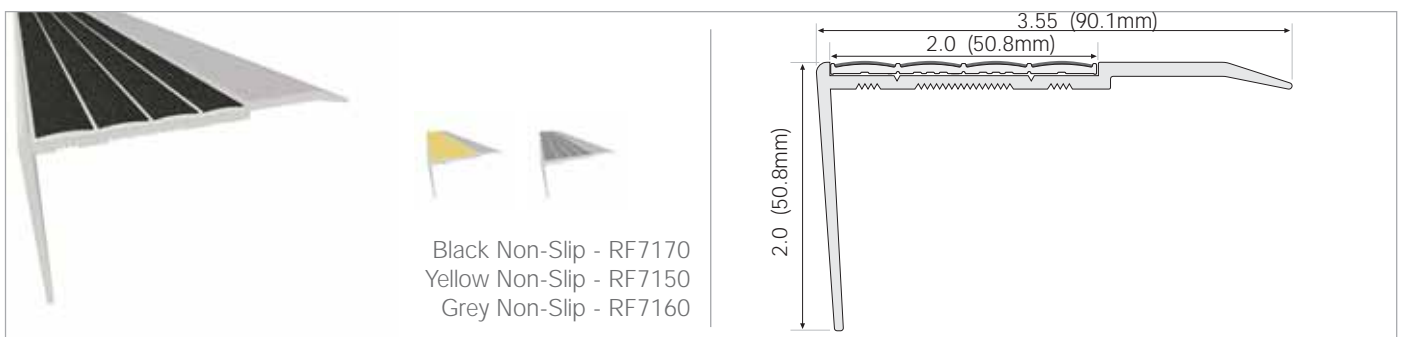
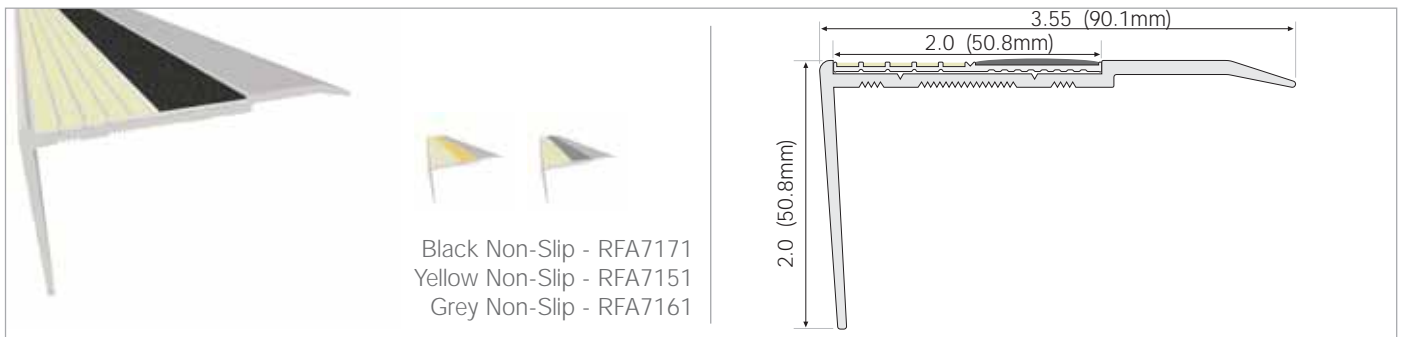
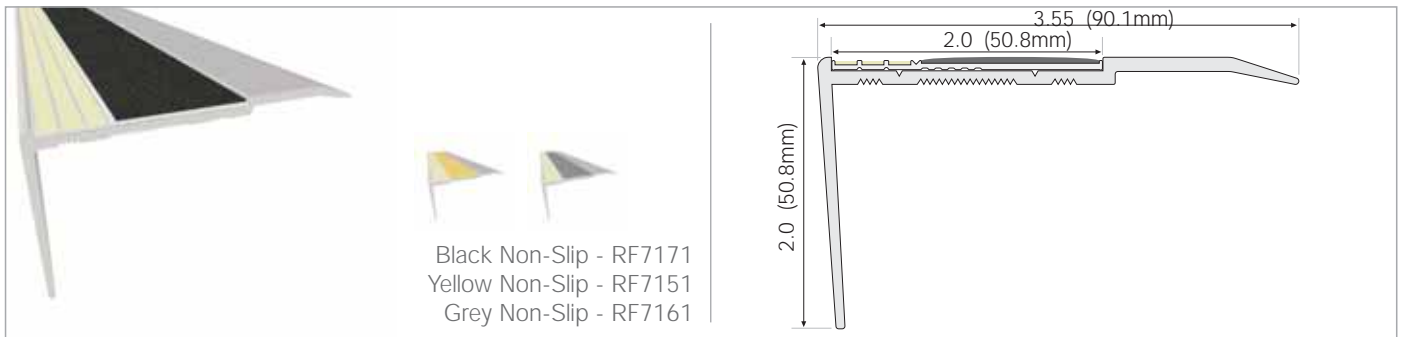
Black Non-Slip - F8170  
 Yellow Non-Slip - F8150  
 Grey Non-Slip - F8160

2" (51mm)  
 1" (25mm)  
 2.3" (58mm)  
 3" (75mm)  
 0.14" (3.6mm)



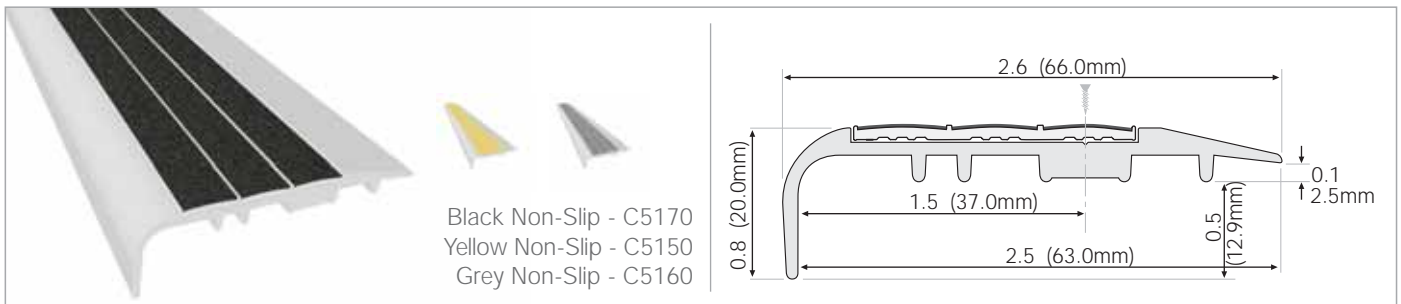
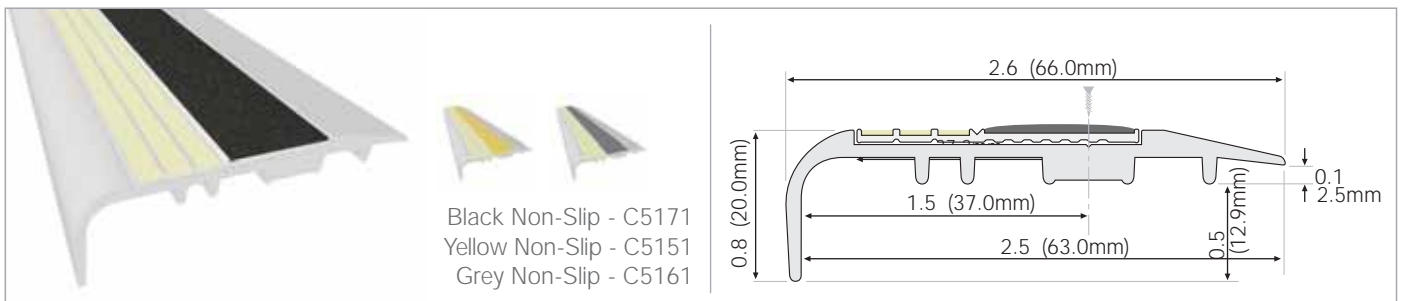
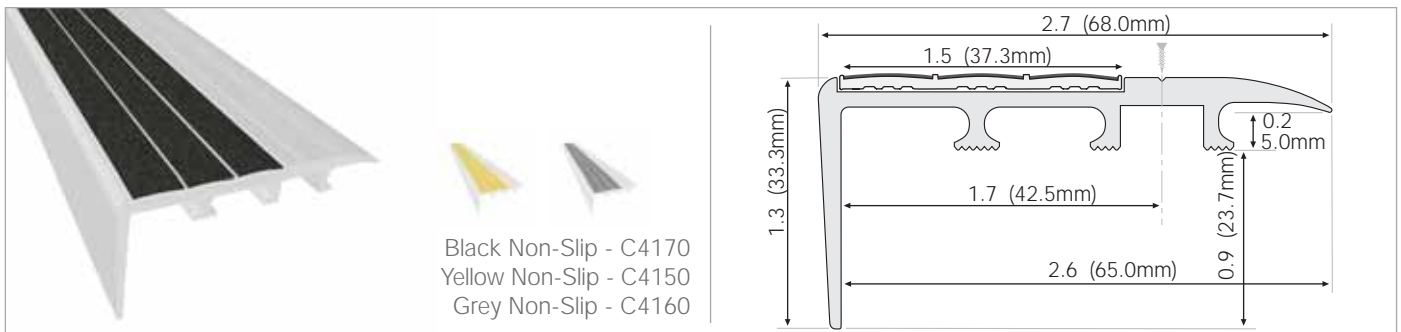
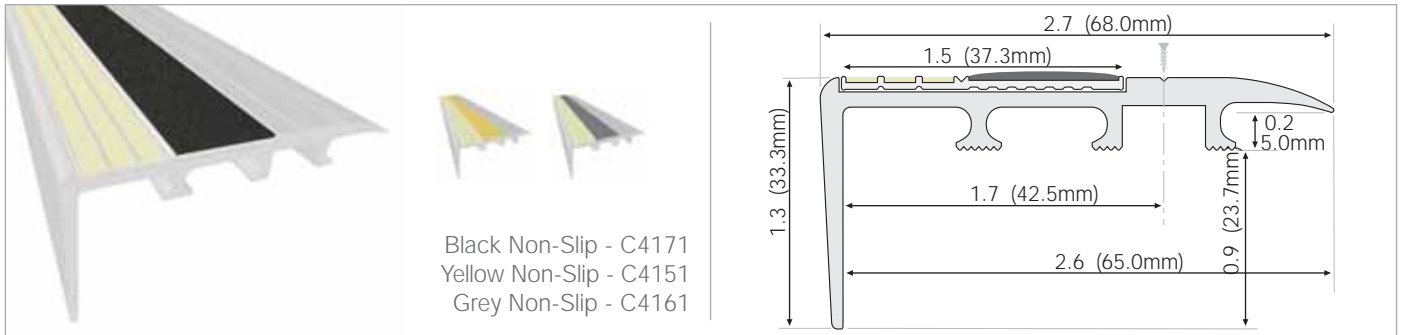
### RF Series Flat Stair Nosings

Clear Anodized Aluminum Standard (Type II, Class I), Black, Bronze and Custom Color Anodizing Available as a Special Order



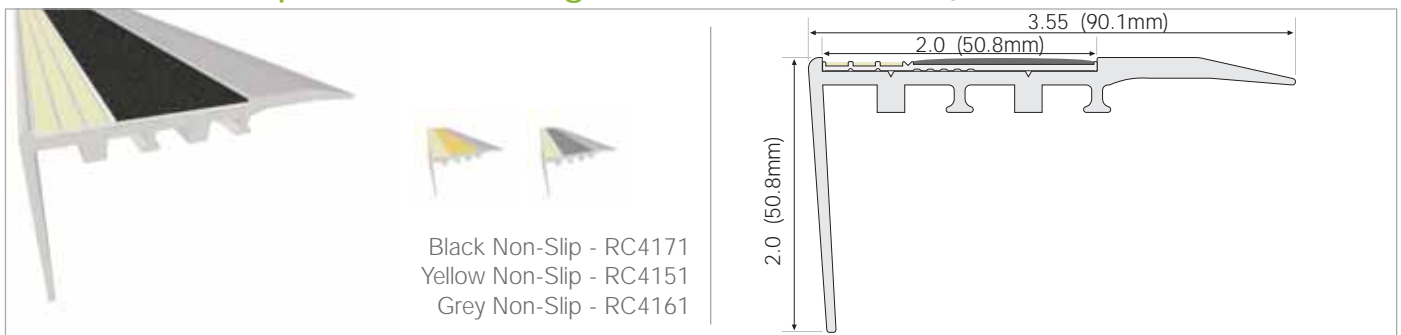
## C Series Carpet Stair Nosings

Clear Anodized Aluminum Standard (Type II, Class I), Black, Bronze and Custom Color Anodizing Available as a Special Order



## RC Series Carpet Stair Nosings

Clear Anodized Aluminum Standard (Type II, Class I), Black, Bronze and Custom Color Anodizing Available as a Special Order



**RC Series Carpet Stair Nosings** Clear Anodized Aluminum Standard (Type II, Class I), Black, Bronze and Custom Color Anodizing Available as a Special Order

Black Non-Slip - RCA4171  
 Yellow Non-Slip - RCA4151  
 Grey Non-Slip - RCA4161

Black Non-Slip - RC4170  
 Yellow Non-Slip - RC4150  
 Grey Non-Slip - RC4160

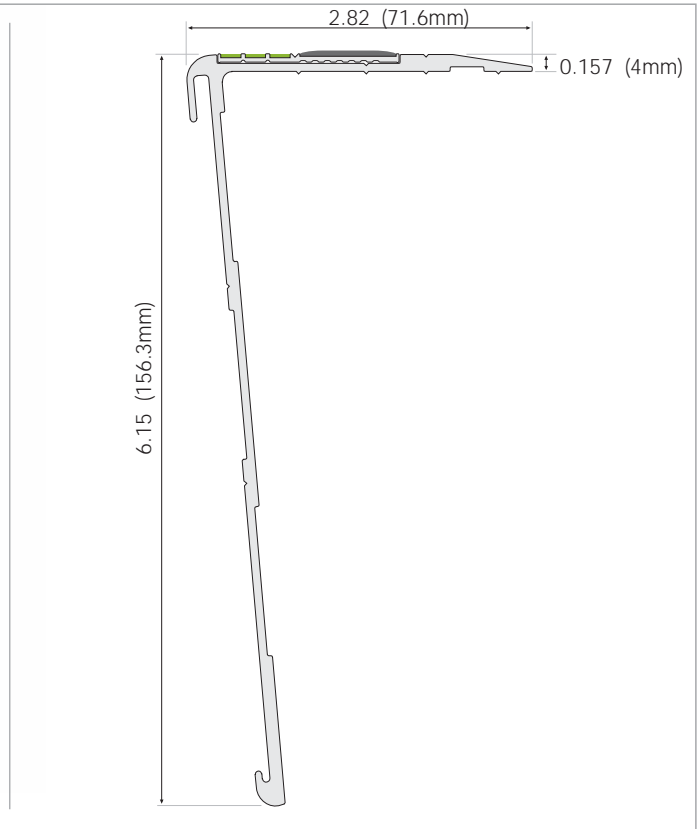
Black Non-Slip - RC5171  
 Yellow Non-Slip - RC5151  
 Grey Non-Slip - RC5161

Black Non-Slip - RCA5171  
 Yellow Non-Slip - RCA5151  
 Grey Non-Slip - RCA5161

Black Non-Slip - RC5170  
 Yellow Non-Slip - RC5150  
 Grey Non-Slip - RC5160

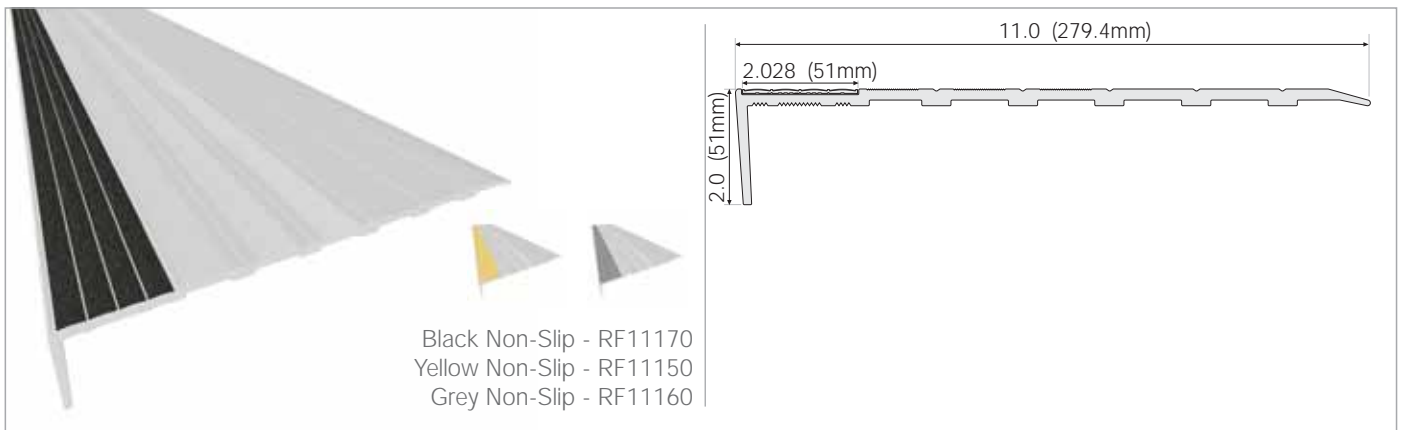
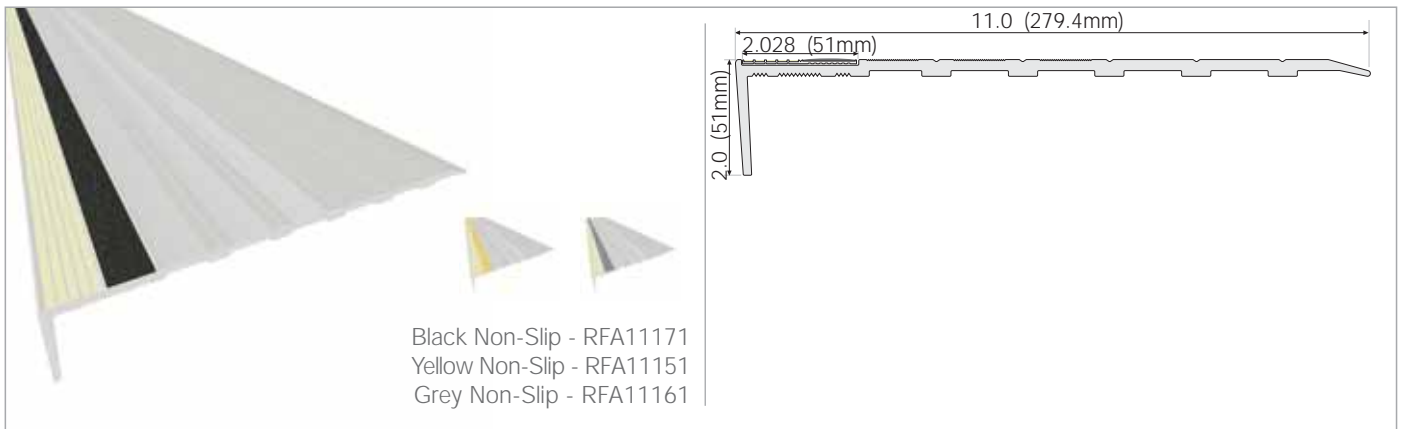
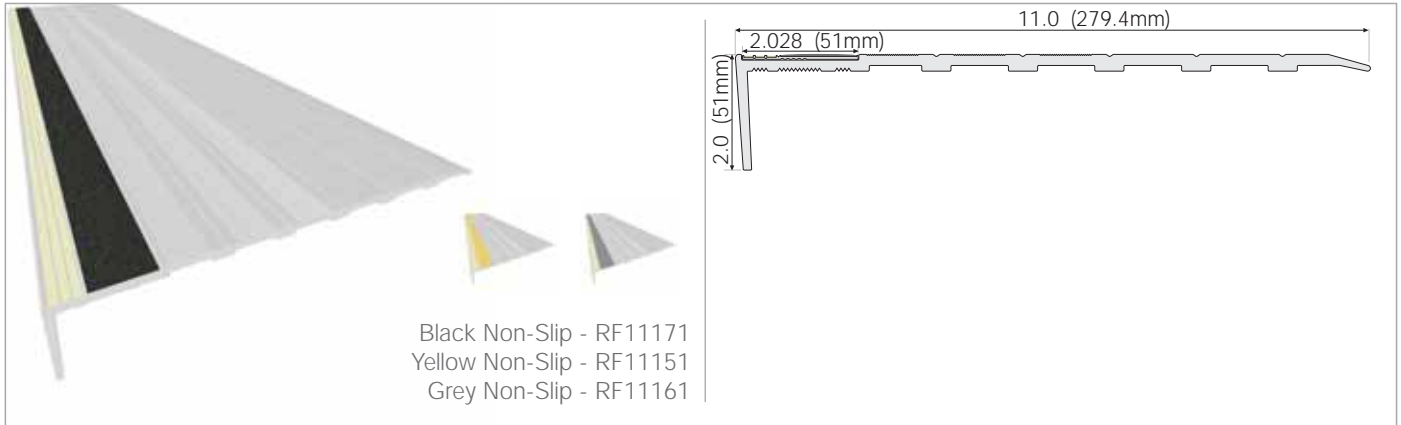
**P Series PromoStep Flat Stair Nosing**

Clear Anodized Aluminum Standard (Type II, Class I), Black, Bronze and Custom Color Anodizing Available as a Special Order





**RF Series Renovation Stair Tread**

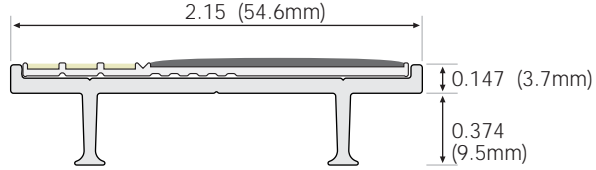
Clear Anodized Aluminum Standard (Type II, Class I), Black, Bronze and Custom Color Anodizing Available as a Special Order





## S Series Cast-In-Place Inserts

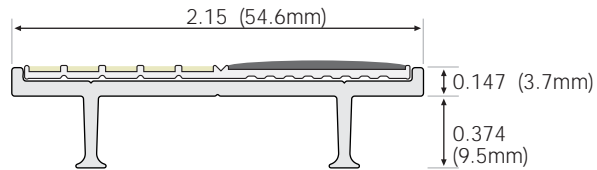
Black Non-Slip - S1171  
Yellow Non-Slip - S1151  
Grey Non-Slip - S1161



2.15 (54.6mm)  
0.147 (3.7mm)  
0.374 (9.5mm)

Black Non-Slip - SA1171  
Yellow Non-Slip - SA1151  
Grey Non-Slip - SA1161



2.15 (54.6mm)  
0.147 (3.7mm)  
0.374 (9.5mm)





Black Non-Slip - S1170  
Yellow Non-Slip - S1150  
Grey Non-Slip - S1160

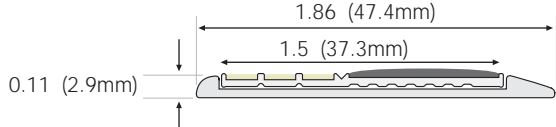


2.15 (54.6mm)  
0.147 (3.7mm)  
0.374 (9.5mm)

## T Series Thresholds



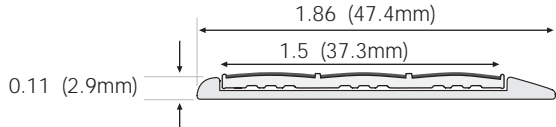
Black Non-Slip - T3171  
Yellow Non-Slip - T3151  
Grey Non-Slip - T3161




1.86 (47.4mm)  
1.5 (37.3mm)  
0.11 (2.9mm)



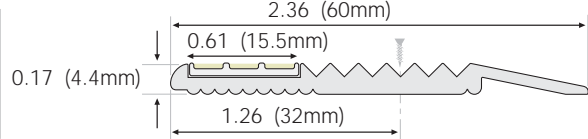
Black Non-Slip - T3170  
Yellow Non-Slip - T3150  
Grey Non-Slip - T3160



1.86 (47.4mm)  
1.5 (37.3mm)  
0.11 (2.9mm)




T4101

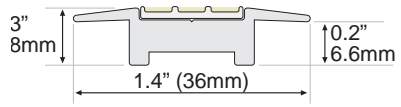


2.36 (60mm)  
0.61 (15.5mm)  
1.26 (32mm)  
0.17 (4.4mm)


## CCCW Series Carpet Accessories



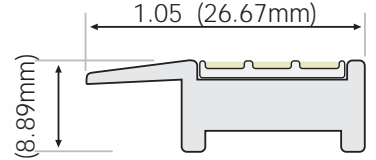
CC1101



3" (8mm)  
1.4" (36mm)  
0.2" (6.6mm)










CW1101



1.05 (26.67mm)  
(8.89mm)






## Egress Signage

PRODUCT	PRODUCT CODE	DIMENSIONS	DESCRIPTION
	EX2010	7.9" x 3.9" (200mm x 100mm)	Exit Sign
	EE2010	7.9" x 3.9" (200mm x 100mm)	Emergency Exit Sign
	AR1010H & AR1010D	3.9" x 3.9" (100mm x 100mm)	Arrow
	RM1010	3.9" x 3.9" (100mm x 100mm)	Running Man
	FA1010	3.9" x 3.9" (100mm x 100mm)	Fire Alarm
	FE1010	3.9" x 3.9" (100mm x 100mm)	Fire Extinguisher
	FH1010	3.9" x 3.9" (100mm x 100mm)	Fire Hose

## Aisle Markers

PRODUCT	PRODUCT CODE	DIMENSIONS	DESCRIPTION
	RE65/45	2.6" x 1.8" (65mm x 45mm)	Large Rectangle
	RE45/32.5	1.8" x 1.3" (45mm x 32.5mm)	Small Rectangle
	SQ88/88	3.6" X 3.6" (88mm x 88mm)	Square
	RE38/161	1.6" x 6" (38mm x 161mm)	Long Rectangle (holder available separately)
	DS60	2.4" (60mm round)	60mm Round Aisle Marker
	DS68	2.7" (68mm round)	68mm Round Aisle Marker (holder available separately)

## Seat Numbers

PRODUCT	PRODUCT CODE	DIMENSIONS	DESCRIPTION
	SQ31.9r	1.3" x 1.3" (31.9mm x 31.9mm)	Square with rounded corners
	DS40	1.6" (40mm round)	40mm Round Seat Number
	EL 18.7/56.7	0.7" x 2.2" (18.7mm x 56.7mm)	Ellipse
	OR14.7/27.2	0.6" x 1.1" (147mm x 27.2mm)	Obround Small
	OR16/44.6	0.6" x 1.8" (16mm x 44.6mm)	Obround Large

## DIRECTIONAL EXIT SIGNS

PRODUCT	PRODUCT CODE	DIMENSIONS	DESCRIPTION
	RA02012	8" X 4.6" (203mm x 116.84mm)	Exit to the Right
	RB02012	8" X 4.6" (203mm x 116.84mm)	Exit to the Left
	RC02012	8" X 4.6" (203mm x 116.84mm)	Exit Down and to the Right
	RD02012	8" X 4.6" (203mm x 116.84mm)	Exit Down and to the Left
	RE02012	8" X 4.6" (203mm x 116.84mm)	Exit Up and to the Right
	RF02012	8" X 4.6" (203mm x 116.84mm)	Exit Up and to the Left
	RG02012	8" X 4.6" (203mm x 116.84mm)	Exit Straight Ahead and Up
	RH02012	8" X 4.6" (203mm x 116.84mm)	Exit Straight Ahead and Down

## DOOR MOUNTED EXIT DOOR SIGNS

PRODUCT	PRODUCT CODE	DIMENSIONS	DESCRIPTION
	ROE3312	13" x 4.6" (213.36mm x 116.84mm)	Running Man with Exit

## WALL MOUNTED EXIT DOOR SIGNS AND INTERMEDIATE DOOR SIGNS

PRODUCT	PRODUCT CODE	DIMENSIONS	DESCRIPTION
	RAE2122	8.4" X 8.9" (213.36mm x 226mm)	Exit to the Right
	RBE2122	8.4" X 8.9" (213.36mm x 28226mm)	Exit to the Left

## FINAL EXIT SIGNS

PRODUCT	PRODUCT CODE	DIMENSIONS	DESCRIPTION
	RAF2128	8.4" X 11.1" (213.36mm x 282mm)	Final Exit to the Right
	RBF2128	8.4" X 11.1" (213.36mm x 282mm)	Final Exit to the Left





## FINAL EXIT SIGNS With Custom Wording

PRODUCT	PRODUCT CODE	DIMENSIONS	DESCRIPTION
	RBV4219	16.4" X 7.4" (416.56mm x 188mm)	Exit to "Custom Wording"

## OTHER PRODUCTS

PRODUCT	PRODUCT CODE	DIMENSIONS	DESCRIPTION
	00N1854	7" X 2.1" (177.8mm x 53.34mm)	Not An Exit Text Only
	OB20025	1" X Cut to length	Obstruction Strip
	DHM1010	4" X 4"	Door Handle Indicator
	DHM03YY	1" X Custom Cut	Panic Bar Indicator

## 75 Foot and 100 Foot Visibility

PRODUCT	PRODUCT CODE	VISIBILITY	DIMENSIONS	DESCRIPTION
	EX405229-75G	75 Ft	16" x 9" (405mm x 229mm)	Single Photoluminescent Exit Sign - Green Letters
	EX405229-100G	100 Ft		
	EX405229-75R	75 Ft	16" x 9" (405mm x 229mm)	Single Photoluminescent Exit Sign - Red Letters
	EX405229-100R	100 Ft		
	EX424246-75G	75 Ft	16.7" x 9.7" (405mm x 229mm)	One or Two Sided Exit Sign EX405229-75G with Clear Anodized Aluminum Frame and Universal Mounting Hardware - Green Letters Black, Bronze & Custom color anodizing available as a special order.
	EX424246-100G	100 Ft		
	EX424246-75R	75 Ft	16.7" x 9.7" (405mm x 229mm)	One or Two Sided Exit Sign EX405229-75R with Clear Anodized Aluminum Frame and Universal Mounting Hardware - Red Letters Black, Bronze & Custom color anodizing available as a special order.
	EX424246-100R	100 Ft		



Photoluminescent Exit Signs (UL924) are a highly sustainable product that can directly contribute toward securing points in the following LEED Credits:

EA Credit #1 - Energy and Atmosphere: Optimizing Energy Performance.

MR Credit #4 - Materials and Resources: Recycled Content

ID Credit #1.1 - Innovation in design: Exceptional Performance



Hong Kong  
Convention Centre



Melbourne  
Cricket Ground



Time Warner Center  
NYC, NY



Burj Dubai  
UAE




Eaton Center  
Toronto, ON



Markham Theater  
Markham, ON



Bloor St Properties  
Toronto, ON



Hart House  
University of Toronto  
Toronto, ON



University of Delaware  
Newark, DE



Fox Theater  
Oakland, CA



John Paul Jones Arena  
University of Virginia  
Charlottesville, VA



Verizon Centre  
Washington DC

no ecoglo lights on

ecoglo lights on

ecoglo lights off



ECOGLO STRENGTHS	DELIVER REAL BENEFITS
High quality anti-slip material	Reduces slips and falls
High quality photoluminescence	Visible for hours in dark conditions
Baked in process	Hardwearing, no repainting
Step edge contrast	Reduces falls in light or dark conditions
Recycles natural or artificial light	Decrease electricity usage, increased sustainability
UV resistance	Can be installed inside or out
Internationally accredited testing	Specify with confidence
Green Attributes	Non-toxic, non-radioactive, made with recycled aluminium & long life

- 2009 IFC Exit Lighting, January 2009
- 2009 IBC Section 1027, January 2009
- NFPA 101 and 5000, January 2009
- California, Chapter 10, January 2008
- Connecticut, Section 1026, January 2008
- New York City Code, July 2008
- ICC Acc169 (US Stadia, arenas & theaters)

- GSA for all Buildings, January 2009
- British & ISO Standards for PL Brightness
- Tokyo Fire Department
- Fire & Disaster Management Agency (Japan)
- Building Code of Australia
- New Zealand Building Code



**ACCESS PRODUCTS INC.**

241 Main Street, Suite 100, Buffalo, New York 14203

Tel: 888-679-4022, Fax: 877-679-4022

Email: info@us.ecoglo.com

[www.us.ecoglo.com](http://www.us.ecoglo.com)